



Technical Sales Guide

U-MATCH SERIES AIR CONDITIONERS

(GC202209-II)

CAPACITY RANGE: 3.5~16.0kW



CONTENTS

1 PRODUCT LIST	1
2 NOMENCLATURE	6
3 PRODUCT FEATURES	7
4 PRODUCT PARAMETERS	28
5 OPERATION RANGE	40
6 CAPACITY CORRECTION	41
7 AIR VOLUME STATIC PRESSURE CURVE	79
8 AIRFLOW CHART	84
9 NOISE	105
10 DIMENSIONS AND INSTALLATION SITE	109
11 ELECTRICAL INSTALLATION	120
12 LIST OF STANDARD AND OPTIONAL PARTS	126

1 PRODUCT LIST

➔ 1.1 Outdoor Unit Lineup

Model	Power Supply	Product Code	Appearance
	(V,Ph,Hz)		
GUD35W1/NhA-S	220-240V ~50/60Hz	CF090W2182 *CF090W2181	
GUD50W1/NhA-S		CF090W2160 *CF090W2161	
GUD71W1/NhA-S		CF090W2170 *CF090W2171	
GUD85W1/NhA-S		CF090W2420 *CF090W2421	
GUD100W1/NhA-S		CF090W2330 *CF090W2331	
GUD125W1/NhA-S		CF090W2200 *CF090W2201	
GUD140W1/NhA-S		CF090W2430 *CF090W2431	

Model	Power Supply	Product Code	Appearance
	(V,Ph,Hz)		
GUD100W1/NhA-X	380-415V 3N~50/60Hz	CF090W2340 *CF090W2341	
GUD125W1/NhA-X		CF090W2190 *CF090W2191	
GUD140W1/NhA-X		CF090W2230 *CF090W2231	
GUD160W1/NhA-X		CF090W2470 *CF090W2471	





Notes:

- As for the product code with “*”, it indicates that there is electric heating belt on the chassis.
- If one outdoor unit is to be connected with multiple indoor units, the indoor units must have the same cooling capacity and be of the same type.




U-MATCH SERIES AIR CONDITIONERS

➔ 1.2 Indoor Unit Lineup

- Gree U-MATCH VI adopts self-adaptation technology to be matched with different types of indoor units (duct type, cassette type, floor ceiling type, wall-mounted type) according to the room decoration design and user demands, saving the cost of warehouse management and after-sales maintenance.
- It is widely applicable for apartments, villas, hotels, office buildings and small and medium sized supermarkets.
- Cooling capacity range:3.5kW~16 kW; Applicable area:16~140m²

Model	Rated Cooling/ Heating Capacity (kW)	Product Code	Appearance	Features
GUD35T1/A-S	3.50/4.00	ET010N2320		<ul style="list-style-type: none"> •Compact cassette unit with dimensions of 570mm×570mm; can be perfectly fit into a standard 600mm×600mm ceiling space; •With 8-way air discharge panels for 360° air supply; •Thanks to the built-in electric box, maintenance can be carried out after opening the grill –no need to remove the ceiling;
GUD50T1/A1-S	5.00/5.60	ET010N2440		
GUD50T1/A-S	5.30/5.80	ET010N2310 ET010N2311		<p>General series:</p> <ul style="list-style-type: none"> •With 8-way air discharge panels for 360°air supply; •5 fan speeds can be set to meet different air flow requirements; •Panels with smart sensors are optional; •Plasmacluster ion sterilization module is included, for a healthy and comfortable environment;
GUD71T1/A-S	7.10/7.80	ET010N2330 ET010N2331		
GUD85T1/A-S	8.50/8.80	ET010N2480 ET010N2481		
GUD100T1/A-S	10.50/11.50	ET010N2400 ET010N2401		<p>Special functional series:</p> <ul style="list-style-type: none"> •Equipped with MODBUS interface, which can be directly connected to the BMS; BACnet gateway is optional; •It can be directly connected to a centralized controller and can share a centralized controller with GREE GMV6 for centralized control;
GUD125T1/A-S	12.10/13.50	ET010N2410 ET010N2411		
GUD140T1/A-S	13.40/15.50	ET010N2370 ET010N2371		<ul style="list-style-type: none"> •Panel lifting function module is built as standard; lifting panel is optional; •It is equipped with an 8-way air discharge panel and a panel lifting function module; lifting panel is optional.
GUD160T1/A-S	14.50/17.00	ET010N2510 ET010N2511		

U-MATCH SERIES AIR CONDITIONERS

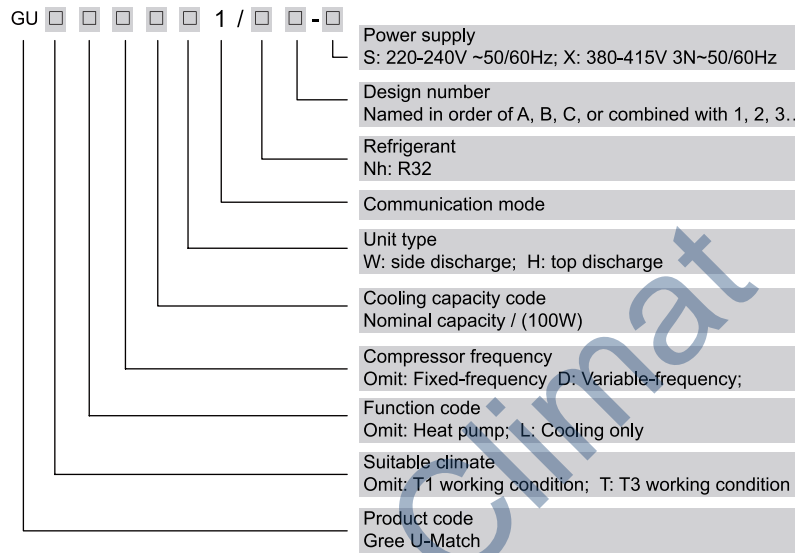
Model	Rated Cooling/ Heating Capacity (kW)	Product Code	Appearance	Features
GUD35ZD1/A-S	3.50/4.00	ED020N2380		<p>General series:</p> <ul style="list-style-type: none"> • Two installation methods to choose from: floor or ceiling mounted; • Dual air guide louvers for multi-layer air discharge and higher level of comfort; the bright white appearance makes it simple and beautiful; • 2 digit 7-segment display of temperature and error codes; • Plasmacluster ion sterilization module is included, for a healthy and comfortable environment; <p>Special functional series:</p> <ul style="list-style-type: none"> • Equipped with MODBUS interface, which can be directly connected to the BMS; BACnet gateway is optional; • It can be directly connected to a centralized controller and can share a centralized controller with GREE GMV6 for centralized control;
GUD50ZD1/A-S	5.30/5.60	ED020N2370		
GUD71ZD1/A-S	7.10/7.70	ED020N2360 ED020N2361		
GUD85ZD1/A-S	8.50/8.80	ED020N2490 ED020N2491		
GUD100ZD1/A-S	10.00/11.50	ED020N2450 ED020N2451		
GUD125ZD1/A-S	12.10/13.50	ED020N2390 ED020N2391		
GUD140ZD1/A-S	13.40/15.50	ED020N2420 ED020N2421		
GUD160ZD1/A-S	16.00/17.00	ED020N2540 ED020N2541		

Notes:

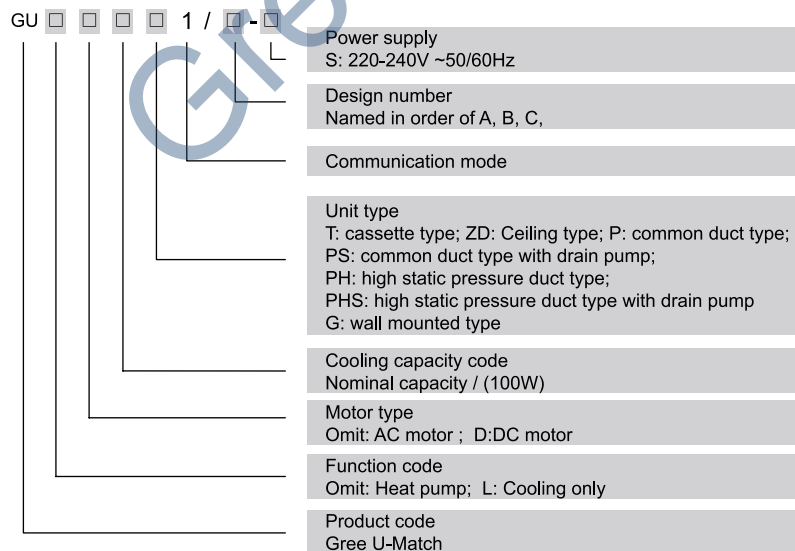
- 1 Ton = 12000Btu/h = 3.517kW
- The outdoor unit is compatible with three types of indoor units: cassette type, duct type and floor ceiling type.

2 NOMENCLATURE

2.1 Nomenclature of Outdoor Unit



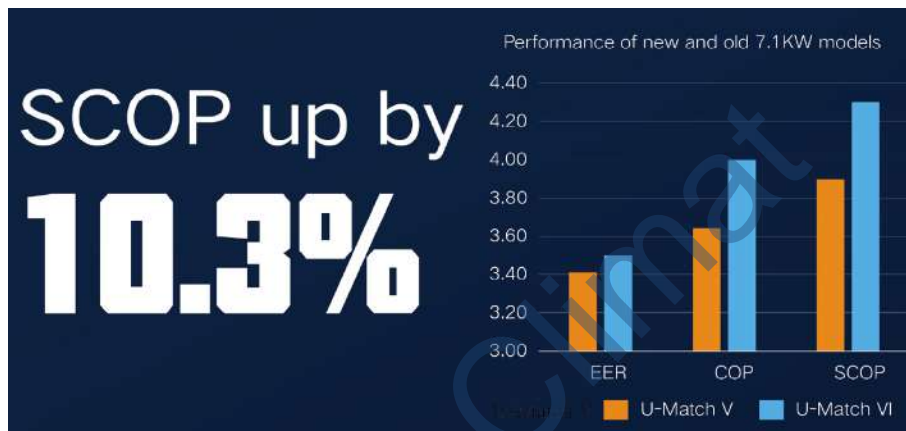
2.2 Nomenclature of Indoor Unit



3 PRODUCT FEATURES

3.1 Energy-Saving

U-Match VI adopts R32 refrigerant. Thanks to the high-efficiency structural design, all DC inverter control, high-efficiency compressor and motor, optimized wind field design and enhanced heat exchange technology, they can achieve 10% energy savings on average compared to the last generation.



3.1.1 High Efficiency Compressor

High Efficiency Motor

Deep "V" structure and high magnetic density of the rare earth motor enable high efficiency compressor output under various load conditions.



Durable Slide Vane

Diamond-like carbon coating for slide vane provides excellent durability, for reliable performance in extreme conditions.



High-strength Crankshaft

QT700 high-strength crankshaft together with robust surface coating for strong durability of the crankshaft system at full load.



Low Oil Discharge Rate

The technology of active gas-oil separation is applied to the compressor for lower oil discharge rate, so as to ensure sufficient lubricating oil inside the compressor, for higher heat exchange efficiency and higher reliability.



Low Resistance Discharge Valve

The discharge valve is specially designed to have low flow resistance, which can improve the compressor's wide-frequency operating efficiency.



High-efficiency Cylinder

Flat cylinder structure combined with alloy rollers made from cryogenic processes for low leakage and small abrasion inside the cylinder, thus higher compression efficiency.



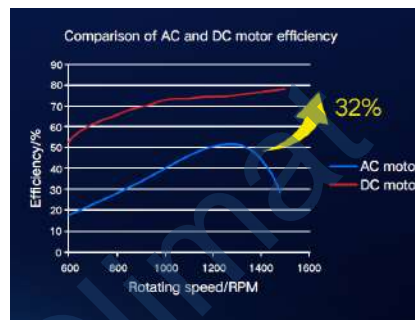
3.1.2 High-Efficiency DC Motor

- DC Brushless Motor (outdoor)

Thanks to the high-efficiency DC inverter design and high-power density structure, the external motor has less magnetic flux leakage and less loss. Motor efficiency is 32% higher than that of conventional AC motors.

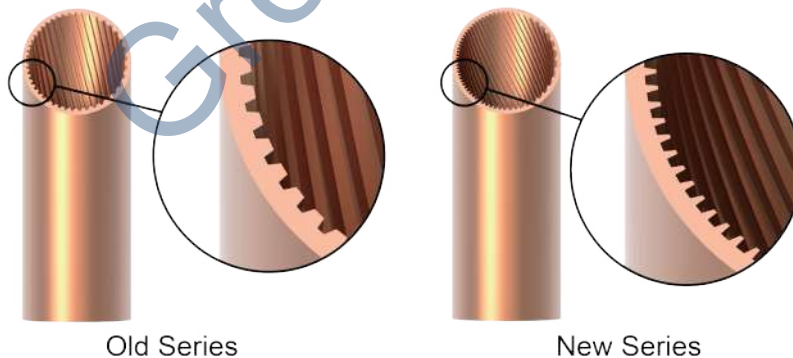


- DC Brushless Motor (indoor)

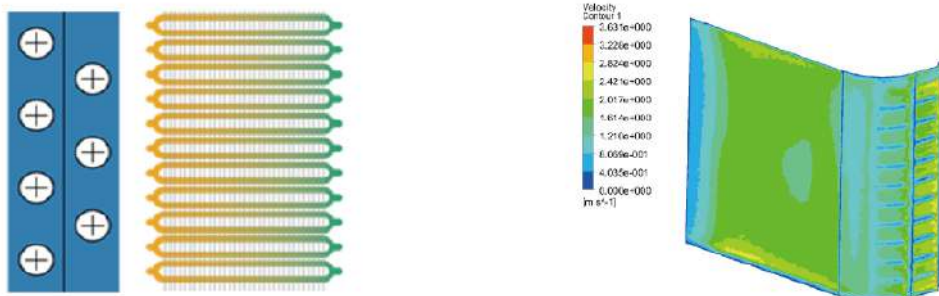


3.1.3 Enhanced Heat Exchange Design

- The newly designed internally threaded copper pipe can effectively improve heat exchange performance. **Smaller addendum angle** helps to increase the internal heat transfer area; **Larger helix angle** helps to improve turbulence intensity and enhance convective heat transfer; **More teeth**, larger internal heat transfer area, higher heat exchange efficiency

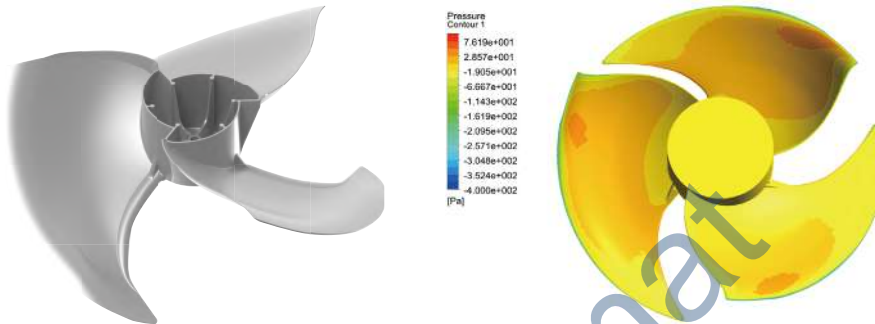


- The low resistance distribution type sub-cooling flow path, new type fins and optimized wind field design also contribute to the increase of heat exchange efficiency.



3.1.4 Wind Field Optimization

- **Low wind resistance grille:** 2% increase in air volume by optimizing the “raindrop” grille and rotating divergent low wind resistance structure.
- **Low wind resistance motor support:** the U-shaped motor support results in 55% decrease in windward area and 1.5% increase in air volume.
- **Efficient bionic fan blades:** bionic fan blades with long chord length and a big rooting-in angle are used to improve the aerodynamic performance of the fan, leading to 10% increase in air volume.




3.2 Health Protection

3.2.1 Fresh Air Control


Duct units and floor ceiling units of the entire series are equipped with fresh air inlets. They can introduce 8%~12% fresh outside air into the room to ensure indoor air quality.

For cassette units with large panels, we offer optional fresh air accessories which can effectively bring in 5%~10% fresh outside air.



3.2.2 Various Options of Sterilization Filters

Different choices of anti-bacterial or purifying filters are offered to be installed (e.g. catechin, active carbon, etc...)



Note: applicable to duct units of 35, 50, 140, and 160 only.

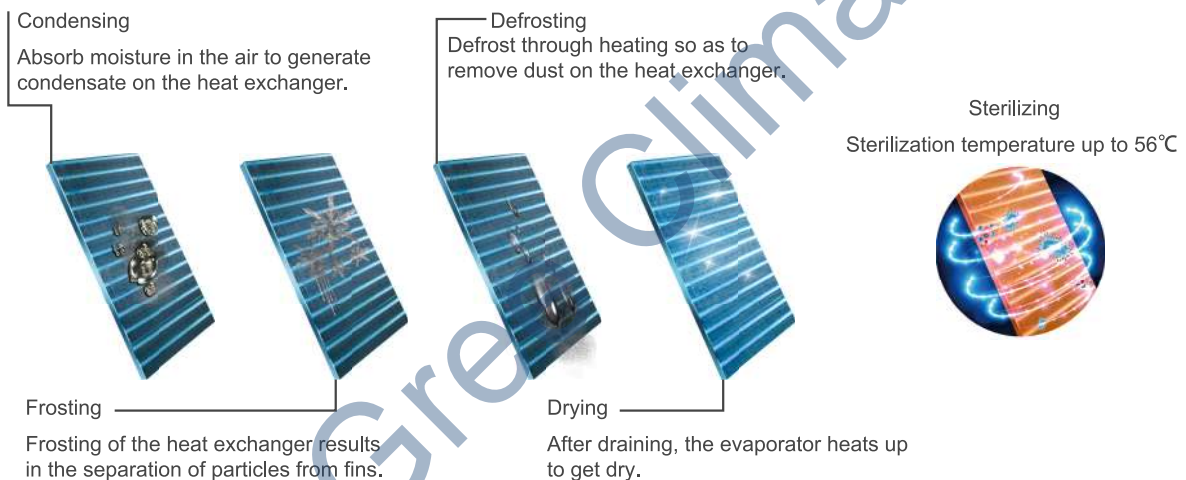
3.2.3 Plasmacluster Ion Sterilization

Through high-voltage discharge of the plasmacluster ion module, the air is ionized and generates a large number of ions, which then combine with bacteria and viruses to make them inactivated.



3.2.4 56°C Self-cleaning System

Gree high-temperature self-cleaning system with 5 stages of deep cleaning can effectively clean away dust and dirt on the evaporator and then automatically enter the stage of high-temperature sterilization, to make the conditioned air cleaner and healthier.



3.2.5 Plasma Sterilization Module

- Primary filter: filter out hair, pollen, fluff, flying insects and large particles.
- Generator: generate plasma to kill bacteria and viruses with charged particles.
- Collector: collect dust, dead bacteria and other harmful substances.



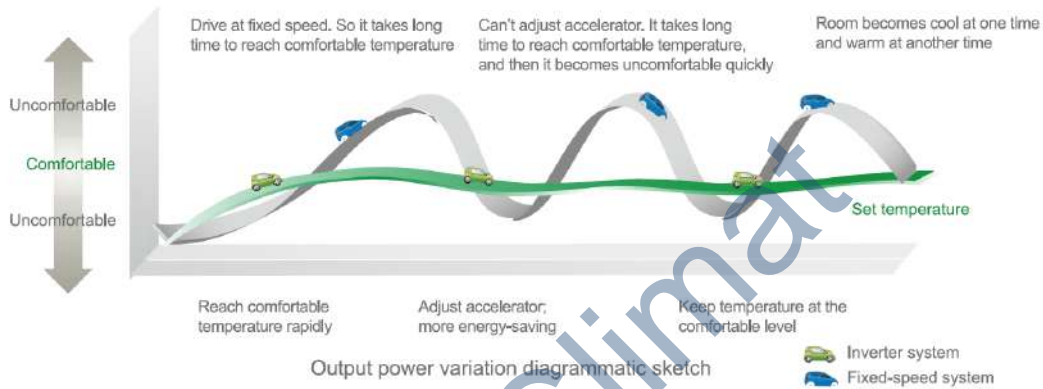
Notes :

1. A variety of sterilization filters and plasma sterilization module are optional for duct type units.
2. We offer series with plasmacluster ion sterilization function as standard and series with plasmacluster ion sterilization as optional.
3. Applicable only to duct units of 35 and 50.

3.3 Enhanced Comfort

3.3.1 Stable Temperature Control

U-Match VI provide stable temperature control and more comfortable user experience by adopting DC inverter compressors with variable capacity output, DC motors with stepless speed regulation, electronic expansion valves with accurate flow control ranging from 0 to 480P ,and ambient temperature sensing technology with a precision of $\pm 0.5^{\circ}\text{C}$.



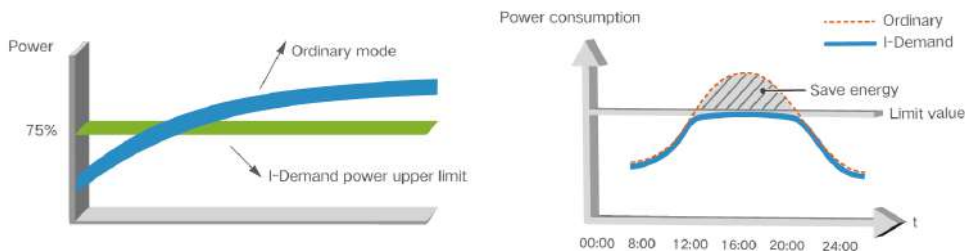
3.3.2 Fast Cooling / Heating

By detecting the set temperature, indoor and outdoor ambient temperatures, it will automatically enable fast cooling or heating, which is 20% faster than standard cooling or heating.



3.3.3 I Demand Function

This function enables the air conditioner to operate at less than 75% rated power. For some places, the government may have restrictions in power use during peak hours. This can save energy while relieving power consumption stress caused by full load operation.



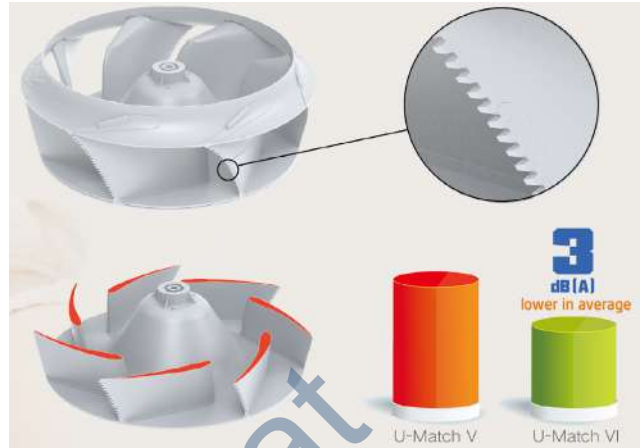
3.3.4 Quiet Design

3.3.4.1 Low Noise Fan Blade Design

Noise is down by 3dB(A) through the optimization of the fan blade profile.

Based on a full analysis of the low resistance and silent characteristics of birds flying at high speed, the fan blades are designed with the shape of eagle wings to improve the air flow on the surface of the blade rotating at high speed, and to suppress the trailing edge noise intensity of the blade for lower noise;

The tail of the blade imitates the serrated shape of eagle wings, with excellent aerodynamic performance and low noise after repeated optimization through software simulation.



3.3.4.2 Compressor Quiet Design


① New Flange Support Structure

New support structure for flange component, with high stiffness, low vibration and improved sound quality.



② Dual-layer Sound Absorption Design

Wide-spectrum sound absorption structure, leading to significant reduction in exhaust noise.



③ Newly Designed Support

High-strength support is used to avoid sympathetic vibration, enabling lower operating sound.



④ L-shaped Feet

L-shaped compressor feet are adopted to lower the center of gravity and reduce vibration



⑤ Reservoir

Thicker casing is designed to improve the compressor's stiffness and reduce noise radiation



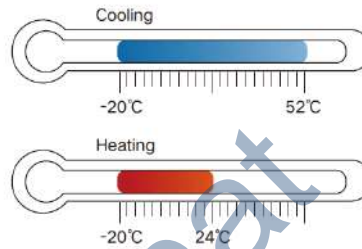
➔ 3.4 Reliability

3.4.1 Wide Operation Range

The cooling system equipped with all DC inverter technology adopts stepless speed regulation for its compressor and fan motor and accurate flow control for the electronic expansion valve, which ensure reliable operation in a wide operation range, making the units well-suited to a wider range of applications.

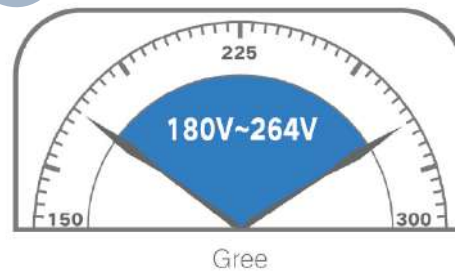
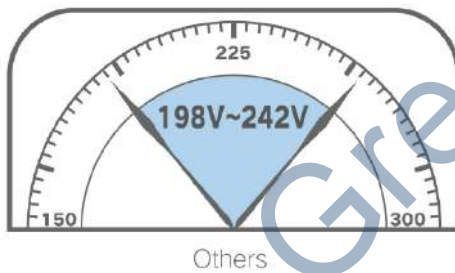
Ambient temperature range for cooling: $-20^{\circ}\text{C} \sim 52^{\circ}\text{C}$

Ambient temperature range for heating: $-20^{\circ}\text{C} \sim 24^{\circ}\text{C}$



3.4.2 Wide Voltage Range

Through the optimization of drive and electronic control parameters, U-Match VI can operate in a wide voltage range and run normally even if the voltage is down to 180V. They can be used in islands or places with unstable power supply.




3.4.3 PCB 3-layer Anticorrosion Coating

PCB boards of outdoor units all have three layers of anticorrosion coating, which can prevent moisture, insects and dust.



Before coating

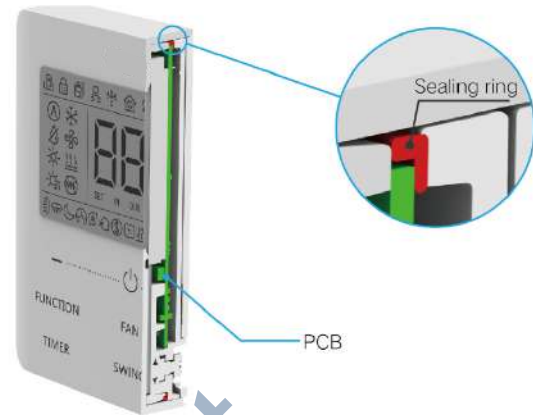


After coating with three anticorrosion layers

3.4.4 Wired Controller Moisture-proof

The wired controller adopts double moisture-proof sealing designs, which can effectively protect the PCB from dampness

Responsive and water-proof touch buttons, with long service life.



3.4.5 Anti-Corrosion Design of Fins

We offer two kinds of anticorrosion fins (blue and gold) for outdoor condensers to meet the requirements for corrosion prevention in different places.



Gold fins (optional)




Blue fins (standard)

Type of aluminum foil	Feature	Anticorrosion time
Blue	Hydrophilic coating	500h
Gold	Hydrophilic coating High corrosion resistance	1500h

*Please specify the anticorrosion requirements when placing an order.

3.4.6 Multiple Safety Protection Measures

Our units are CE certified

<p>ODU</p>	 <p>High/low pressure protection</p>	 <p>High discharge temperature protection</p>	 <p>Refrigerant lacking protection</p>	 <p>4-way valve protection</p>
<p>IDU</p>	 <p>Fan protection</p>	 <p>Water full protection</p>	 <p>Anti-freezing protection</p>	 <p>Overload protection</p>
<p>Controller</p>	 <p>Over-current protection</p>	 <p>Phase error protection</p>	 <p>IPM Over-temperature protection</p>	

Gree Climat

3.5 Intelligent Control

3.5.1 Multiple Control Functions

A variety of control modules to be selected, providing multiple intelligent control functions for users.



Notes:

*1. It is under development. This picture is for reference only.

*2. Please consult our salespersons before placing an order.

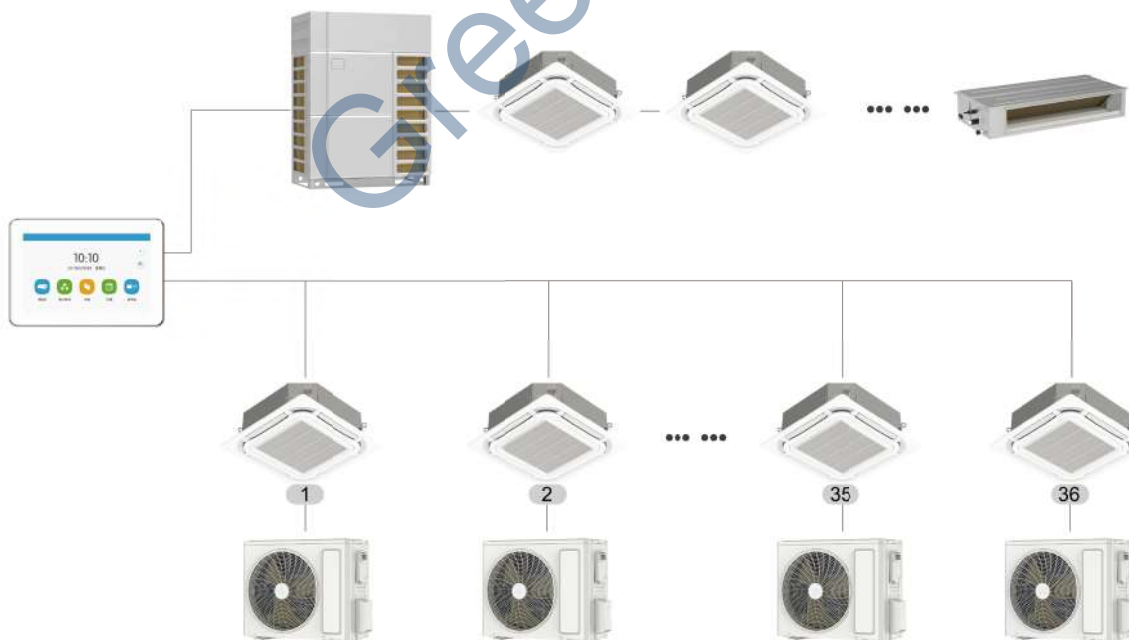
3.5.2 WiFi Intelligent Control (under development)

Air conditioners in the whole house can be centrally controlled by the mobile app, which is more convenient to use.



3.5.3 Centralized Control

Our centralized controller (model CE52 - 24/F(C)) can control up to 36 indoor units. It can be connected with Gree GMV units to improve the control intelligence, which is very suitable for commercial and industrial places



Note: This topology is only for general series. For series with special functions, the Modbus gateway is not needed.

3.5.4 Diversified Control Forms

Control form		Wired remote controller	Wireless remote controller
Controlled by a single controller	Basic system	Stepless and 2-core (max. length of the wiring is 30m). 	The receiver is installed in the indoor unit.
Controlled by dual controllers	Dual wired controllers or one wired controller and one remote controller	Connect to 2 wired controllers 	Controlled by one remote controller and one wired controller. The receiver is installed in the indoor unit
Dry contact control	Input signal to control the unit in virtue of the dry contact in dry contact gateway.	Linkage control 	
Central far-end control	The farthest communication distance is 800m; 255 sets of units can be controlled at most; The controllable unit quantity of our central controller is 36 sets.	Central controller (optional components) 	Central controller (optional components)

Note: Wired controller XE7A-24/HC only supports one (or more) indoor unit(s) controlled by one wired controller.

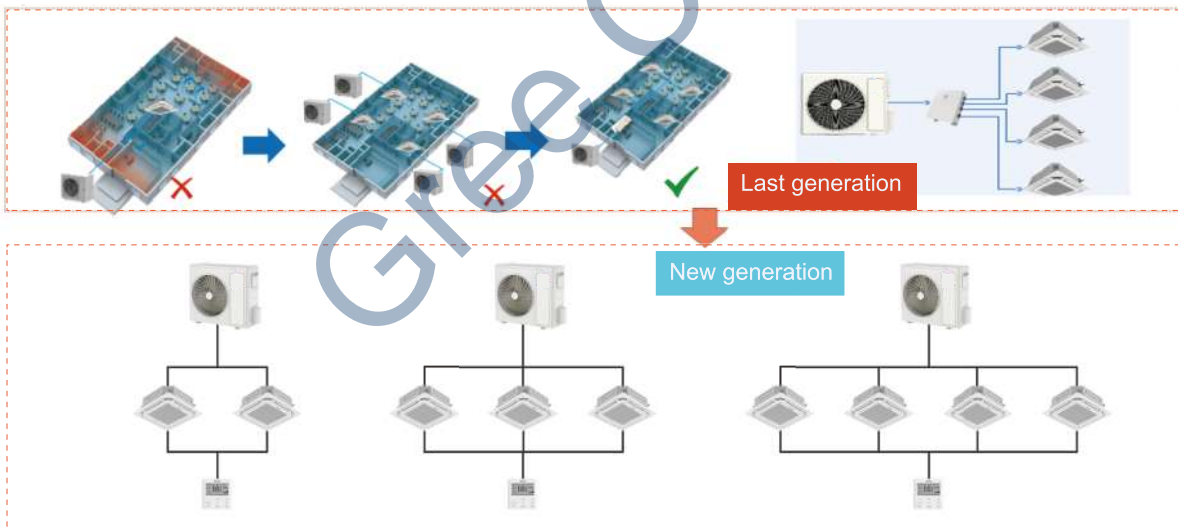
3.5.6 Access Control LE60-24/H1

Connectable to the access control system: Pull the key card to power off the indoor unit and insert the key card to resume operation.



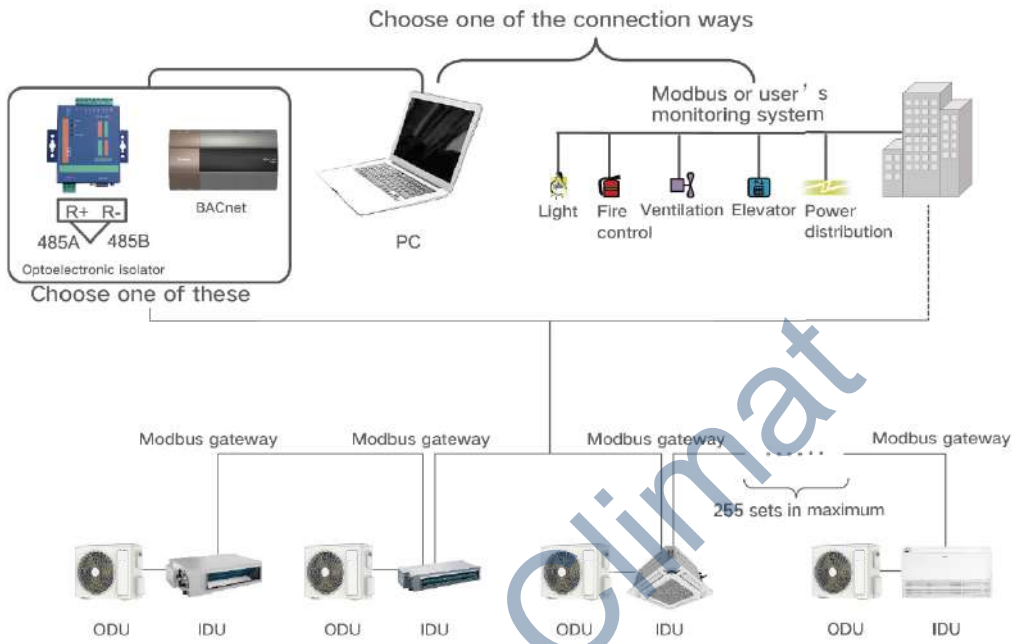
3.5.7 No KIT Needed for Multi-split Application

Multi-split kit is no longer needed for U-Match VI. Current standard wired controllers can satisfy the needs for controlling multiple indoor units with one single controller, providing more convenience for installation.



3.5.8 Remote Control

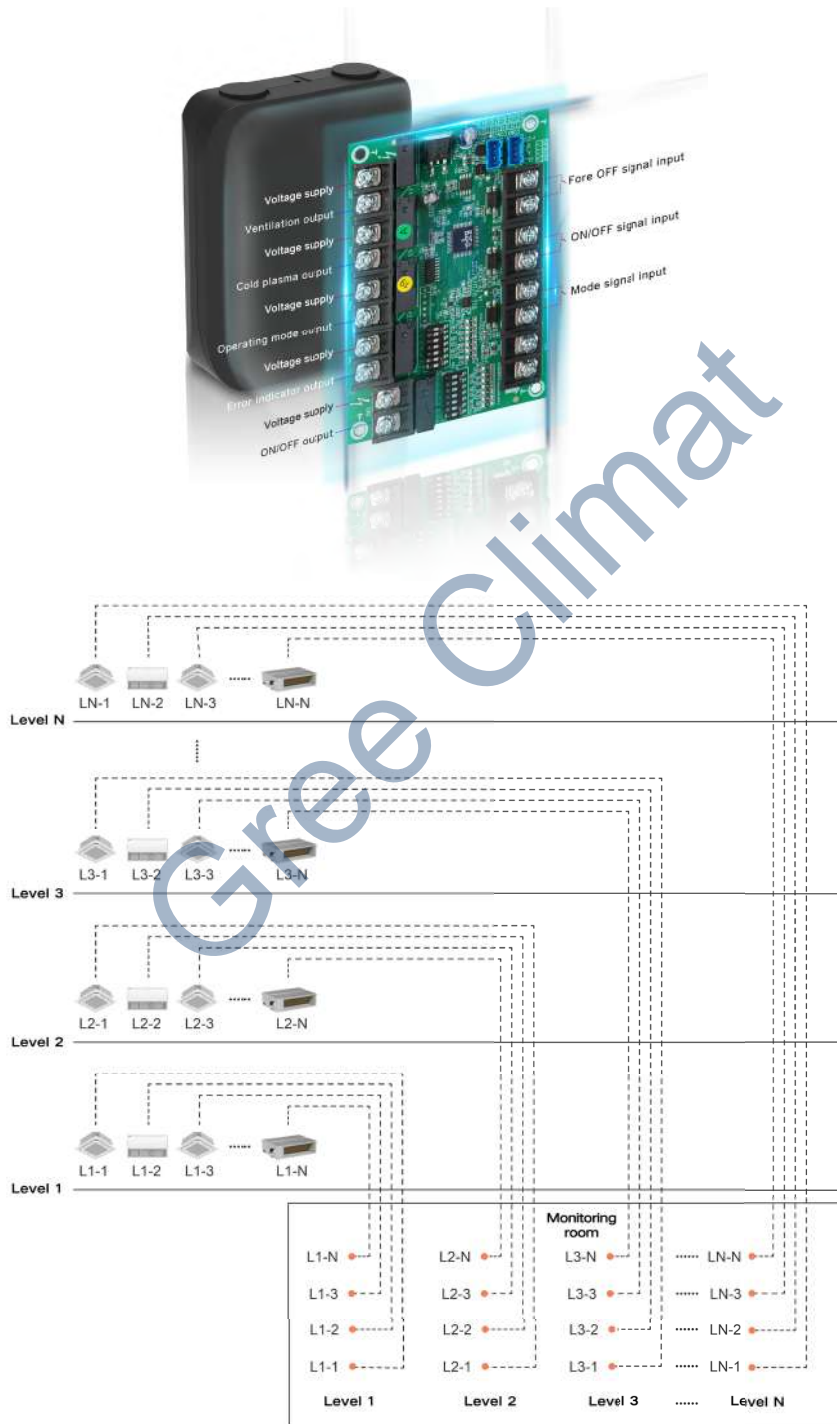
Up to 255 units can be controlled remotely for the convenience of commercial and industrial use. At present, there are 2 gateways for selection: Modbus gateway or BACnet gateway.



Note: This topology is only for general series. For series with special functions, the Modbus gateway is not needed.

3.5.9 Dry Contact Gateway (under development)

Gree dry contact gateway (optional) provides signal output contacts for fire alarm, remote ON/OFF switch, operating status, running mode, error indicating, etc.



Application scenario: aircraft boarding bridge, public places, linking with units via ON/OFF signal control.

➔ 3.6 IDU (Indoor Unit)

3.6.1 360°Temperature Field Detection Sensor

We use the industry-leading infrared thermal sensors for our units. With a temperature precision of $\pm 0.5^{\circ}\text{C}$, the 32×24 pixel sensor can rotate automatically to detect people's locations in the room.



The function is optional. It is under development.

- **Balanced Air Supply in 360°**

For cassette units, the panels can discharge air in 360°, with wider air supply range and even temperature distribution.



- Top-down Cooling and Bottom-up Heating

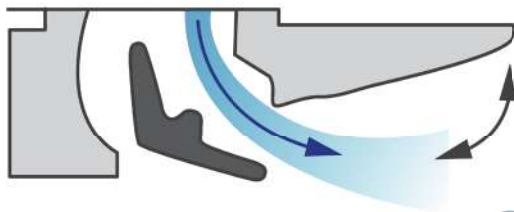
In cooling, the cool air will blow horizontally instead of directly blowing to people; while in heating, the warm air will blow vertically and then fall onto the ground.



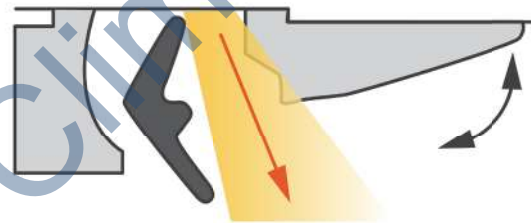
Cooling



Heating



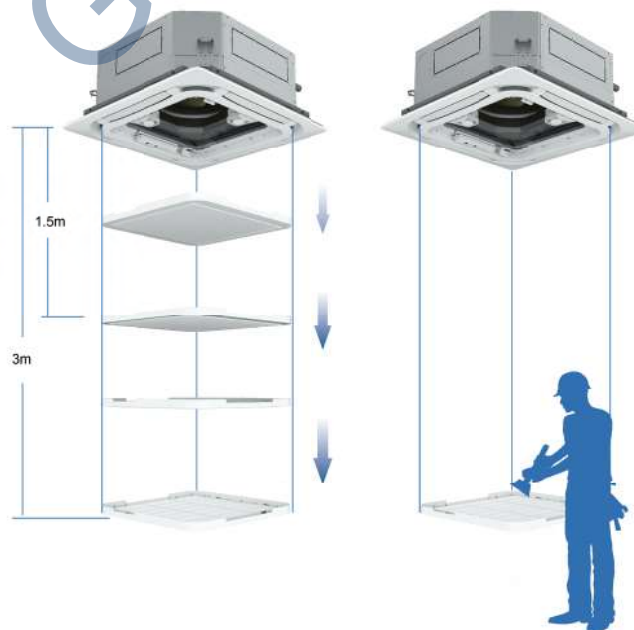
Horizontal air supply in cooling



Vertical air supply in heating

- Auto Lifting Panel

Auto lifting panel is optional for cassette units with large panels, To clean the filter, you can lower it to a designated height at just a push of a button. Filter cleaning is simple and safer.



Note: The lifting panel is optional

- Fresh Air Intake Kit

5%-10% of outdoor fresh air can be effectively introduced. All-foam design, light and durable, used with 5%-10% fresh outdoor air can be effectively introduced.

Light and durable, it is simple and convenient to install.

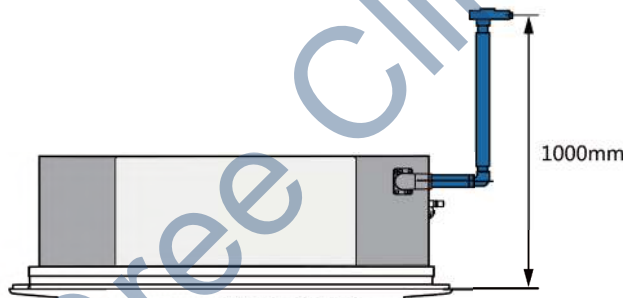
Designed with double air inlets, it uses pressure difference principle to bring in fresh outdoor air without requiring a motor, for the improvement of indoor air quality.



Note: This fresh air intake kit is optional and fit for panel 840×840 only.

- DC Drain Pump with High Lift

12V DC drain pump with 1000mm lift is standard for cassette units. It is energy-efficient and safe due to the DC design and weak current control.



Standard drain pump with the lift up to 1000mm

3.6.2 Duct type

- Exquisite unit body

The duct unit is only 200mm thick and 450mm deep, which is suitable for spaces with different heights.

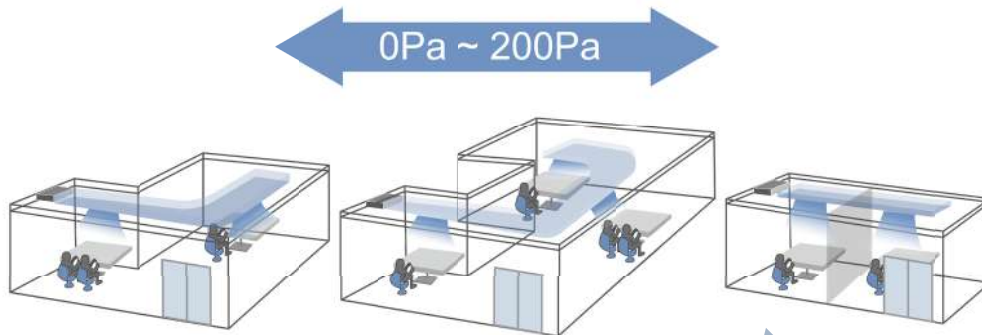


Note: applicable to duct units of 35 and 50 only.

U-MATCH SERIES AIR CONDITIONERS

- Adjustable External Static Pressure

Up to 9 static pressure stages with a maximum of 200Pa can be set. Static pressure can be adjusted according to the actual condition of the room and the air duct length, to suit different air volume requirements.



There are two air return modes to choose from for flexible installation: rear air return and bottom air return



Bottom air return



Rear air return

It can be connected to the fresh air duct to introduce fresh air from outside to ensure fresh indoor air.



- Optional Drain Pump

Duct units can be divided into models with and without drain pumps, which can be selected according to user needs. The drain pump has a lift of 1 000mm. User can adjust the installation height flexibly to meet the engineering requirements.



3.6.3 Floor Ceiling Unit

- Floor /Ceiling Installation
There are two installation options for users to choose.



- Dual Air Guide Louvers

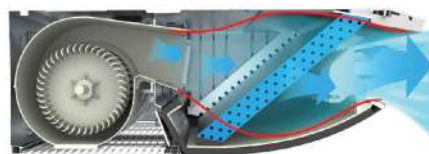
Common Products	GREE
<ul style="list-style-type: none"> • For many products in the industry, their air outlets are easy to have mould because the air guide louvers cannot be closed completely to avoid dust.  <p>Air louver cannot be completely closed, which will lead to dust accumulation</p>	<ul style="list-style-type: none"> • The dual air guide louvers can be closed completely to prevent dust and insects, thus no risk of mould growth.  <p>Air louvers can be completely closed to avoid dust</p>

- Air volume two-stage pressurization technology

Unique backflow prevention fan blade can avoid secondary backflow of air supply and improve the efficiency of air supply.

The application of cavity variation technology changes the fluid cross-sectional area, creating a secondary pressure boost that increases the air supply distance by 2.5%.

Integrated backflow prevention board



U-MATCH SERIES AIR CONDITIONERS

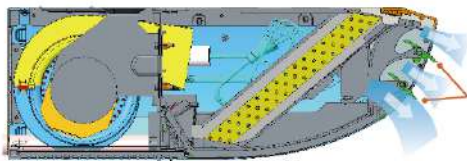
- 2-way air return

The 2-way air return design enlarges air return area and increases air volume by 7%.



- Multi-angle Air Supply

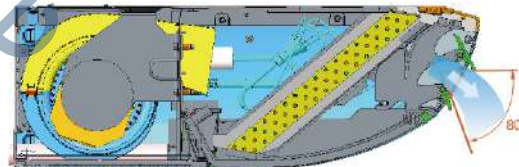
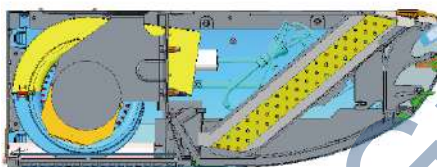
The floor ceiling type unit adopts dual air guide louvers and dislocation air swing structure to achieve multi-angle air supply



- Double air guide louvers with dislocation air swing structure simulate three-dimensional air supply. Double windshields are adopted to realize up and down swing at a large angle.


- The biggest swing angle of the upper air guide louver increased by 10° , for long-distance air supply.

- The biggest swing angle of the lower air guide louver extended by 80° , covering the area right below the AC.



- Large-angle Swing Design

The swing louvers adopt independent distribution design, which allows the left and right air outlet angle to be adjusted freely according to different applications.



4 PRODUCT PARAMETERS

4.1 Cassette Type Data

Model	Indoor Unit		GUD35T1/A-S	GUD50T1/A1-S	GUD50T1/A-S
	Outdoor Unit		GUD35W1/NhA-S	GUD50W1/NhA-S	GUD50W1/NhA-S
Rated Capacity	Cooling	kW	3.50	5.00	5.30
	Heating	kW	4.00	5.60	5.80
Input Power	Cooling	kW	0.92	1.47	1.54
	Heating	kW	1.00	1.60	1.50
EER/ COP		W/W	3.80/4.00	3.40/3.50	3.45/3.95
SEER/SCOP		—	7.10/4.20	6.60/4.00	7.20/4.30
Energy Class (Cooling /Heating)		—	A++/A+	A++/A+	A++/A+
Indoor Unit			GUD35T1/A-S	GUD50T1/A1-S	GUD50T1/A-S
Power Supply			220-240V ~50/60Hz		
Heat Exchanger			Inner Groove Copper Tube-Aluminum Fin		
Fan Motor	Type	—	Centrifugal Fan		
	Air Volume (SH/H/M/L)	m ³ /h	600/550/500/400	720/650/600/500	900/800/700/600
Filter			PP-MD10	PP-MD10	PP-MD10
Sound Pressure Level(SH/H/M/L)			36/35/33/29	43/41/39/35	36/35/33/31
Connection Pipe	Liquid Pipe	in.	Φ1/4	Φ1/4	Φ1/4
	Gas Pipe	in.	Φ3/8	Φ1/2	Φ1/2
	Water Pipe	mm	Φ25×1.50	Φ25×1.50	Φ25×1.50
Dimensions (W×D×H)	Outline	mm	570×570×260	570×570×260	840×840×200
	Package	mm	698×653×295	698×653×295	943×923×245
Weight	Net/Gross	kg	16.5/21	16.5/21	21/27
Panel Dimensions (W×D×H)	Outline	mm	620×620×47.5	620×620×47.5	950×950×52
	Packaged	mm	693×693×115	693×693×115	1033×1020×110
Panel Weight	Net/Gross	kg	3.0/4.5	3.0/4.5	6.0/9.5
Outdoor Unit			GUD35W1/NhA-S	GUD50W1/NhA-S	GUD50W1/NhA-S
Heat Exchanger			Inner Groove Copper Tube-Aluminum Fin		
Power Supply			220-240V ~50/60Hz	220-240V ~50/60Hz	220-240V ~50/60Hz
Compressor	Model		FTz-AN108ACBD	QXF-A120zH170A	QXF-A120zH170A
	Type		Rotary	Rotary	Rotary
Fan Motor	Type	—	Axial Fan	Axial Fan	Axial Fan
	Air Volume	m ³ /h	1800	2200	2200
Sound Pressure Level			48	52	52
Refrigerant	Type		R32	R32	R32
	Weight	kg	0.57	0.85	0.85
	Throttling Method		Electronic Expansion Valve		

U-MATCH SERIES AIR CONDITIONERS

Model	Indoor Unit		GUD35T1/A-S	GUD50T1/A1-S	GUD50T1/A-S
	Outdoor Unit		GUD35W1/NhA-S	GUD50W1/NhA-S	GUD50W1/NhA-S
Connection Pipe	Liquid Pipe	in.	Φ1/4	Φ1/4	Φ1/4
	Gas Pipe	in.	Φ3/8	Φ1/2	Φ1/2
Refrigerant Pipe	Standard Length	m	5	5	5
	Max. Length	m	30	30	30
	Max. Height	m	15	20	20
Dimensions (W×D×H)	Outline	mm	675×285×553	745×300×555	745×300×555
	Package	mm	794×376×605	872×398×609	872×398×609
Weight	Net/Gross	kg	24.5/27.0	30.5/33.0	30.5/33.0

Model	Indoor Unit		GUD71T1/A-S	GUD85T1/A-S
	Outdoor Unit		GUD71W1/NhA-S	GUD85W1/NhA-S
Rated Capacity	Cooling	kW	7.10	8.50
	Heating	kW	7.80	8.80
Input Power	Cooling	kW	2.03	2.50
	Heating	kW	2.00	2.25
EER/ COP		W/W	3.50/3.90	3.40/3.90
SEER/SCOP		—	6.70/4.30	6.90/4.30
Energy Class (Cooling /Heating)		—	A++/A+	A++/A+
Indoor Unit			GUD71T1/A-S	GUD85T1/A-S
Power Supply			220-240V ~50/60Hz	
Heat Exchanger			— Inner Groove Copper Tube-Aluminum Fin	
Fan Motor	Type	—	Centrifugal Fan	
	Air Volume (SH/H/M/L)	m³/h	1100/1000/900/800	1400/1300/1100/1000
Filter			— PP-MD10	
Sound Pressure Level(SH/H/M/L)			dB(A) 39/38/36/34 47/46/42/38	
Connection Pipe	Liquid Pipe	in.	Φ3/8	Φ3/8
	Gas Pipe	in.	Φ5/8	Φ5/8
	Water Pipe	mm	Φ25×1.50	Φ25×1.50
Dimensions (W×D×H)	Outline	mm	840×840×200	840×840×200
	Package	mm	943×923×245	943×923×245
Weight	Net/Gross	kg	21.0/27.0	21.0/27.0
Panel Dimensions (W×D×H)	Outline	mm	950×950×52	950×950×52
	Packaged	mm	1033×1020×110	1033×1020×110
Panel Weight	Net/Gross	kg	6.0/9.5	6.0/9.5
Outdoor Unit			GUD71W1/NhA-S	GUD85W1/NhA-S
Heat Exchanger			— Inner Groove Copper Tube-Aluminum Fin	
Power Supply			220-240V ~50/60Hz	
Compressor	Model		QXFS-M180zX170	QXFS-B238zX070
	Type		Rotary	Rotary
Fan Motor	Type	—	Axial Fan	Axial Fan
	Air Volume	m³/h	3600	3600

Model	Indoor Unit		GUD71T1/A-S	GUD85T1/A-S
	Outdoor Unit		GUD71W1/NhA-S	GUD85W1/NhA-S
Sound Pressure Level	dB(A)		55	57
Refrigerant	Type		R32	R32
	Weight	kg	1.5	1.5
	Throttling Method		Electronic Expansion Valve	
Connection Pipe	Liquid Pipe	in.	Φ3/8	Φ3/8
	Gas Pipe	in.	Φ5/8	Φ5/8
Refrigerant Pipe	Standard Length	m	5	5
	Max. Length	m	30	30
	Max. Height	m	20	25
Dimensions (W×D×H)	Outline	mm	889×340×660	889×340×660
	Package	mm	1032×456×730	1032×456×730
Weight	Net/Gross		kg	41.5/45.0
				46.0/50.0

Model	Indoor Unit		GUD100T1/A-S	GUD125T1/A-S	GUD140T1/A-S
	Outdoor Unit		GUD100W1/NhA-S	GUD125W1/NhA-S	GUD140W1/NhA-S
Rated Capacity	Cooling	kW	10.50	12.10	13.40
	Heating	kW	11.50	13.50	15.50
Input Power	Cooling	kW	3.10	3.90	4.60
	Heating	kW	2.95	4.00	4.70
EER/ COP	W/W		3.40/3.90	3.10/3.40	2.91/3.30
SEER/SCOP	—		6.60/4.40	6.10/4.10	6.30/4.00
Energy Class (Cooling /Heating)	—		A++/A+	A++/A+	A++/A+
Indoor Unit	—		GUD100T1/A-S	GUD125T1/A-S	GUD140T1/A-S
Power Supply	—		220-240V ~50/60Hz		
Heat Exchanger	—		Inner Groove Copper Tube-Aluminum Fin		
Fan Motor	Type	—	Centrifugal Fan		
	Air Volume (SH/H/M/L)	m³/h	1500/1400/1200/1000	1700/1500/1300/1100	2000/1800/1600/1400
Filter	—		PP-MD10	PP-MD10	PP-MD10
Sound Pressure Level(SH/H/M/L)	dB(A)		43/41/39/38	48/46/43/39	50/48/45/41
Connection Pipe	Liquid Pipe	in.	Φ3/8	Φ3/8	Φ3/8
	Gas Pipe	in.	Φ5/8	Φ5/8	Φ5/8
	Water Pipe	mm	Φ25×1.50	Φ25×1.50	Φ25×1.50
Dimensions (W×D×H)	Outline	mm	840×840×240	840×840×240	840×840×290
	Package	mm	933×903×272	933×903×272	933×903×335
Weight	Net/Gross		kg	23/29	25/32
Panel Dimensions (W×D×H)	Outline	mm	950×950×52	950×950×52	950×950×52
	Packaged	mm	1033×1020×110	1033×1020×110	1033×1020×110
Panel Weight	Net/Gross		kg	6.0/9.5	6.0/9.5
Outdoor Unit	—		GUD100W1/NhA-S	GUD125W1/NhA-S	GUD140W1/NhA-S
Heat Exchanger	—		Inner Groove Copper Tube-Aluminum Fin		
Power Supply	—		220-240V ~50/60Hz		

U-MATCH SERIES AIR CONDITIONERS

Model	Indoor Unit		GUD100T1/A-S	GUD125T1/A-S	GUD140T1/A-S
	Outdoor Unit		GUD100W1/NhA-S	GUD125W1/NhA-S	GUD140W1/NhA-S
Compressor	Model		QXFS-D280zX070	QXFS-D280zX070	QXFS-D280zX070B
	Type		Rotary	Rotary	Rotary
Fan Motor	Type	—	Axial Fan	Axial Fan	Axial Fan
	Air Volume	m ³ /h	4800	5200	5200
Sound Pressure Level		dB(A)	57	58	59
Refrigerant	Type		R32	R32	R32
	Weight	kg	2.10	2.25	2.80
	Throttling Method		Electronic Expansion Valve		
Connection Pipe	Liquid Pipe	in.	Φ3/8	Φ3/8	Φ3/8
	Gas Pipe	in.	Φ5/8	Φ5/8	Φ5/8
Refrigerant Pipe	Standard Length	m	5	5	7.5
	Max. Length	m	75	75	75
	Max. Height	m	30	30	30
Dimensions (W×D×H)	Outline	mm	940×370×820	940×370×820	940×370×820
	Package	mm	1093×497×885	1093×497×885	1093×497×885
Weight	Net/Gross	kg	65.0/72.0	66.0/73.0	73.0/80.0

Model	Indoor Unit		GUD100T1/A-S	GUD125T1/A-S	GUD140T1/A-S	GUD160T1/A-S	
	Outdoor Unit		GUD100W1/NhA-X	GUD125W1/NhA-X	GUD140W1/NhA-X	GUD160W1/NhA-X	
Rated Capacity	Cooling	kW	10.50	12.10	13.40	14.50	
	Heating	kW	11.50	13.50	15.50	17.00	
Input Power	Cooling	kW	3.10	3.90	4.60	5.30	
	Heating	kW	2.95	4.00	4.70	5.70	
EER/ COP		W/W	3.40/3.90	3.10/3.40	2.91/3.30	2.74/2.98	
SEER/SCOP		—	6.60/4.40	6.10/4.10	6.30/4.00	6.10/4.00	
Energy Class (Cooling /Heating)		—	A++/A+	A++/A+	A++/A+	A++/A+	
Indoor Unit			GUD100T1/A-S	GUD125T1/A-S	GUD140T1/A-S	GUD160T1/A-S	
Power Supply			220-240V ~50/60Hz				
Heat Exchanger			—				
Fan Motor			Inner Groove Copper Tube-Aluminum Fin				
Fan Motor	Type	—	Centrifugal Fan				
	Air Volume (SH/H/M/L)	m ³ /h	1500/1400/ 1200/1000	1700/1500/ 1300/1100	2000/1800/ 1600/1400	2300/2100/ 1900/1600	
Filter			—				
Sound Pressure Level(SH/H/M/L)			dB(A)	43/41/39/38	48/46/43/39	50/48/45/41	52/50/48/44
Connection Pipe	Liquid Pipe	in.	Φ3/8	Φ3/8	Φ3/8	Φ3/8	
	Gas Pipe	in.	Φ5/8	Φ5/8	Φ5/8	Φ5/8	
	Water Pipe	mm	Φ25×1.50	Φ25×1.50	Φ25×1.50	Φ25×1.50	
Dimensions (W×D×H)	Outline	mm	840×840×240	840×840×240	840×840×290	840×840×290	
	Package	mm	933×903×272	933×903×272	933×903×335	933×903×335	
Weight	Net/Gross	kg	23/29	23/29	25/32	26.0/33.0	
Panel Dimensions (W×D×H)	Outline	mm	950×950×52	950×950×52	950×950×52	950×950×52	
	Packaged	mm	1033×1020×110	1033×1020×110	1033×1020×110	1033×1020×110	

Model	Indoor Unit		GUD100T1/A-S	GUD125T1/A-S	GUD140T1/A-S	GUD160T1/A-S
	Outdoor Unit		GUD100W1/NhA-X	GUD125W1/NhA-X	GUD140W1/NhA-X	GUD160W1/NhA-X
Panel Weight	Net/Gross	kg	6.0/9.5	6.0/9.5	6.0/9.5	6.0/9.5
Outdoor Unit			GUD100W1/NhA-X	GUD125W1/NhA-X	GUD140W1/NhA-X	GUD160W1/NhA-X
Heat Exchanger		—	Inner Groove Copper Tube-Aluminum Fin			
Power Supply			380-415V 3N~50/60Hz			
Compressor	Model		QXFS-D280zX070	QXFS-D280zX070	QXFS-D280zX070	QXFS-D388zX050A
	Type		Rotary	Rotary	Rotary	Rotary
Fan Motor	Type	—	Axial Fan	Axial Fan	Axial Fan	Axial fan
	Air Volume	m ³ /h	4800	5200	5200	5500
Sound Pressure Level		dB(A)	57	58	59	60
Refrigerant	Type		R32	R32	R32	R32
	Weight	kg	2.10	2.25	2.80	3.50
	Throttling Method		Electronic Expansion Valve			
Connection Pipe	Liquid Pipe	in.	Φ3/8	Φ3/8	Φ3/8	Φ3/8
	Gas Pipe	in.	Φ5/8	Φ5/8	Φ5/8	Φ5/8
Refrigerant Pipe	Standard Length	m	5	5	7.5	7.5
	Max. Length	m	75	75	75	75
	Max. Height	m	30	30	30	30
Dimensions (W×D×H)	Outline	mm	940×370×820	940×370×820	940×370×820	990×370×960
	Package	mm	1093×497×885	1093×497×885	1093×497×885	1153×478×1110
Weight	Net/Gross	kg	75.0/82.0	76.0/83.0	81.0/88.0	94.0/103.0

Notes:

- The above data are based on the following conditions.

—	Cooling	Heating
Indoor	DB:27°C / WB:19°C	DB:20°C / WB:15°C
Outdoor	DB:35°C / WB:24°C	DB:7°C / WB:6°C

- The sound pressure level is tested in the anechoic room. It would be somewhat different in the actual operation due to environmental change. Indoor and outdoor sound levels are determined in an anechoic chamber and may differ once the unit is installed due to ambient conditions.

U-MATCH SERIES AIR CONDITIONERS



4.2 Duct Type Data

Model	Indoor Unit		GUD35P1/A-S GUD35PS1/A-S	GUD50P1/A-S GUD50PS1/A-S	GUD71PH1/A-S GUD71PHS1/A-S	GUD85PH1/A-S GUD85PHS1/A-S
	Outdoor Unit		GUD35W1/NhA-S	GUD50W1/NhA-S	GUD71W1/NhA-S	GUD85W1/NhA-S
Rated Capacity	Cooling	kW	3.50	5.30	7.10	8.50
	Heating	kW	4.00	5.60	8.00	8.80
Input Power	Cooling	kW	1.03	1.51	1.92	2.50
	Heating	kW	1.00	1.42	2.00	2.25
EER/ COP		W/W	3.40/4.00	3.50/3.95	3.70/4.00	3.40/3.90
SEER/SCOP		—	6.50/4.00	6.30/4.00	6.60/4.10	6.40/4.10
Energy Class (Cooling /Heating)		—	A++/A+	A++/A+	A++/A+	A++/A+
Indoor Unit			GUD35P1/A-S GUD35PS1/A-S	GUD50P1/A-S GUD50PS1/A-S	GUD71PH1/A-S GUD71PHS1/A-S	GUD85PH1/A-S GUD85PHS1/A-S
Power Supply			220-240V ~50/60Hz			
Heat Exchanger			— Inner Groove Copper Tube-Aluminum Fin			
Fan Motor	Type	—	Centrifugal Fan			
	Air Volume (SH/H/M/L)	m³/h	600/550/500/400	900/800/700/600	1100/1000/900/800	1400/1300/1100/1000
	External Static Pressure Standard	Pa	25	25	25	37
Filter			— PP			
Sound Pressure Level(SH/H/M/L)		dB(A)	35/33/32/30	36/35/33/31	37/35/33/31	43/41/39/37
Connection Pipe	Liquid Pipe	in.	Φ1/4	Φ1/4	Φ3/8	Φ3/8
	Gas Pipe	in.	Φ3/8	Φ1/2	Φ5/8	Φ5/8
	Water Pipe	mm	Φ26×2.5	Φ26×2.5	Φ26×2.5	Φ26×2.5
Dimensions (W×D×H)	Outline	mm	700×450×200	1000×450×200	900×655×260	900×655×260
	Package	mm	1008×568×275	1308×568×275	1115×772×320	1115×772×320
Weight without Drain Pump	Net/Gross	kg	17.0/21.0	23.0/28.0	28.5/32.5	28.5/32.5
Weight with Drain Pump		kg	18.0/22.0	24.0/29.0	29.5/33.5	29.5/33.5
Outdoor Unit			GUD35W1/NhA-S	GUD50W1/NhA-S	GUD71W1/NhA-S	GUD85W1/NhA-S
Heat Exchanger			Inner Groove Copper Tube-Aluminum Fin			
Power Supply			220-240V ~50/60Hz			
Compressor	Model		FTz-AN108ACBD	QXF-A120zH170A	QXFS-M180zX170	QXFS-B238zX070
	Type		Rotary	Rotary	Rotary	Rotary
Fan Motor	Type	—	Axial Fan	Axial Fan	Axial Fan	Axial Fan
	Air Volume	m³/h	1800	2200	3600	3600
Sound Pressure Level		dB(A)	48	52	55	57
Refrigerant	Type		R32	R32	R32	R32
	Weight	kg	0.57	0.85	1.50	1.50
	Throttling Method			Electronic Expansion Valve		

Model	Indoor Unit		GUD35P1/A-S GUD35PS1/A-S	GUD50P1/A-S GUD50PS1/A-S	GUD71PH1/A-S GUD71PHS1/A-S	GUD85PH1/A-S GUD85PHS1/A-S
	Outdoor Unit		GUD35W1/NhA-S	GUD50W1/NhA-S	GUD71W1/NhA-S	GUD85W1/NhA-S
Connection Pipe	Liquid Pipe	in.	Φ1/4	Φ1/4	Φ3/8	Φ3/8
	Gas Pipe	in.	Φ3/8	Φ1/2	Φ5/8	Φ5/8
Refrigerant Pipe	Standard Length	m	5	5	5	5
	Max. Length	m	30	30	30	30
	Max. Height	m	15	20	20	25
Dimensions (W×D×H)	Outline	mm	675×285×553	745×300×555	889×340×660	889×340×660
	Package	mm	794×376×605	872×398×609	1032×456×730	1032×456×730
Weight	Net/Gross	kg	24.5/27.0	30.5/33.0	41.5/45.0	46.0/50.0

Model	Indoor Unit		GUD100PH1/A-S GUD100PHS1/A-S	GUD125PH1/A-S GUD125PHS1/A-S	GUD140PH1/A-S GUD140PHS1/A-S
	Outdoor Unit		GUD100W1/NhA-S	GUD125W1/NhA-S	GUD140W1/NhA-S
Rated Capacity	Cooling	kW	10.50	12.10	13.40
	Heating	kW	11.50	13.50	15.50
Input Power	Cooling	kW	3.00	3.58	4.50
	Heating	kW	2.80	3.70	4.50
EER/ COP		W/W	3.50/4.10	3.38/3.65	2.98/3.44
SEER/SCOP		—	6.40/4.20	6.10/4.10	6.10/4.00
Energy Class (Cooling /Heating)		—	A++/A+	A++/A+	A++/A+
Indoor Unit			GUD100PH1/A-S GUD100PHS1/A-S	GUD125PH1/A-S GUD125PHS1/A-S	GUD140PH1/A-S GUD140PHS1/A-S
Power Supply			220-240V ~50/60Hz		
Heat Exchanger			Inner Groove Copper Tube-Aluminum Fin		
Fan Motor	Type		Centrifugal Fan		
	Air Volume (SH/H/M/L)	m³/h	1700/1600/1400/1200	2000/1800/1600/1400	2300/2100/1800/1500
	External Static Pressure Standard	Pa	37	50	50
Filter		—	PP	PP	PP
Sound Pressure Level(SH/H/M/L)		dB(A)	39/38/37/36	43/42/41/40	43/42/40/38
Connection Pipe	Liquid Pipe	in.	Φ3/8	Φ3/8	Φ3/8
	Gas Pipe	in.	Φ5/8	Φ5/8	Φ5/8
	Water Pipe	mm	Φ26×2.5	Φ26×2.5	Φ26×2.5
Dimensions (W×D×H)	Outline	mm	1340×655×260	1340×655×260	1400×700×300
	Package	mm	1568×770×323	1568×770×323	1601×813×365
Weight without Drain Pump	Net/Gross	kg	42.0/48.0	42.0/48.0	51.0/57.0
Weight with Drain Pump		kg	43.0/49.0	43.0/49.0	52.0/58.0
Outdoor Unit			GUD100W1/NhA-S	GUD125W1/NhA-S	GUD140W1/NhA-S
Heat Exchanger			Inner Groove Copper Tube-Aluminum Fin		
Power Supply			220-240V ~50/60Hz		

U-MATCH SERIES AIR CONDITIONERS

Model	Indoor Unit		GUD100PH1/A-S GUD100PHS1/A-S	GUD125PH1/A-S GUD125PHS1/A-S	GUD140PH1/A-S GUD140PHS1/A-S	
	Outdoor Unit		GUD100W1/NhA-S	GUD125W1/NhA-S	GUD140W1/NhA-S	
Compressor	Model		QXFS-D280zX070	QXFS-D280zX070	QXFS-D280zX070B	
	Type		Rotary	Rotary	Rotary	
Fan Motor	Type	—	Axial Fan	Axial Fan	Axial Fan	
	Air Volume	m ³ /h	4800	5200	5200	
Sound Pressure Level		dB(A)	57	58	59	
Refrigerant	Type		R32	R32	R32	
	Weight	kg	2.1	2.25	2.80	
	Throttling Method		Electronic Expansion Valve			
Connection Pipe	Liquid Pipe	in.	Φ3/8	Φ3/8	Φ3/8	
	Gas Pipe	in.	Φ5/8	Φ5/8	Φ5/8	
Refrigerant Pipe	Standard Length	m	5	5	7.5	
	Max. Length	m	75	75	75	
	Max. Height	m	30	30	30	
Dimensions (W×D×H)	Outline	mm	940×370×820	940×370×820	940×370×820	
	Package	mm	1093×497×885	1093×497×885	1093×497×885	
Weight	Net/Gross		kg	65.0/72.0	66.0/73.0	73.0/80.0

Model	Indoor Unit		GUD100PH1/A-S GUD100PHS1/A-S	GUD125PH1/A-S GUD125PHS1/A-S	GUD140PH1/A-S GUD140PHS1/A-S	GUD160PH1/A-S GUD160PHS1/A-S	
	Outdoor Unit		GUD100W1/NhA-X	GUD125W1/NhA-X	GUD140W1/NhA-X	GUD160W1/NhA-X	
Rated Capacity	Cooling	kW	10.50	12.10	13.40	16.00	
	Heating	kW	11.50	13.50	15.50	17.00	
Input Power	Cooling	kW	3.00	3.58	4.50	5.40	
	Heating	kW	2.80	3.70	4.50	4.70	
EER/ COP		W/W	3.50/4.10	3.38/3.65	2.98/3.44	2.96/3.62	
SEER/SCOP		—	6.40/4.20	6.10/4.10	6.10/4.00	6.10/4.00	
Energy Class (Cooling /Heating)		—	A++/A+	A++/A+	A++/A+	A++/A+	
Indoor Unit			GUD100PH1/A-S GUD100PHS1/A-S	GUD125PH1/A-S GUD125PHS1/A-S	GUD140PH1/A-S GUD140PHS1/A-S	GUD160PH1/A-S GUD160PHS1/A-S	
Power Supply			220-240V ~50/60Hz				
Heat Exchanger			— Inner Groove Copper Tube-Aluminum Fin				
Fan Motor	Type	—	Centrifugal Fan				
	Air Volume (SH/H/M/L)	m ³ /h	1700/1600/ 1400/1200	2000/1800/ 1600/1400	2300/2100/ 1800/1500	2600/2300/ 2000/1700	
	External Static Pressure Standard	Pa	37	50	50	50	
Filter			— PP				
Sound Pressure Level (SH/H/M/L)			dB(A)	39/38/37/36	43/42/41/40	43/42/40/38	46/44/42/40

Model	Indoor Unit		GUD100PH1/A-S GUD100PHS1/A-S	GUD125PH1/A-S GUD125PHS1/A-S	GUD140PH1/A-S GUD140PHS1/A-S	GUD160PH1/A-S GUD160PHS1/A-S
	Outdoor Unit		GUD100W1/NhA-X	GUD125W1/NhA-X	GUD140W1/NhA-X	GUD160W1/NhA-X
Connection Pipe	Liquid Pipe	in.	Φ3/8	Φ3/8	Φ3/8	Φ3/8
	Gas Pipe	in.	Φ5/8	Φ5/8	Φ5/8	Φ5/8
	Water Pipe	mm	Φ26×2.5	Φ26×2.5	Φ26×2.5	Φ26×2.5
Dimensions (W×D×H)	Outline	mm	1340×655×260	1340×655×260	1400×700×300	1400×700×300
	Package	mm	1568×770×323	1568×770×323	1601×813×365	1601×813×365
Weight without Drain Pump	Net/Gross	kg	42.0/48.0	42.0/48.0	51.0/57.0	54.0/61.0
Weight with Drain Pump		kg	43.0/49.0	43.0/49.0	52.0/58.0	55.0/62.0
Outdoor Unit			GUD100W1/NhA-X	GUD125W1/NhA-X	GUD140W1/NhA-X	GUD160W1/NhA-X
Heat Exchanger			Inner Groove Copper Tube-Aluminum Fin			
Power Supply			380-415V 3N-50/60Hz			
Compressor	Model		QXFS-D280zX070	QXFS-D280zX070	QXFS-D280zX070	QXFS-D388zX050A
	Type		Rotary	Rotary	Rotary	Rotary
Fan Motor	Type	—	Axial Fan	Axial Fan	Axial Fan	Axial fan
	Air Volume	m³/h	4800	5200	5200	5500
Sound Pressure Level		dB(A)	57	58	59	60
Refrigerant	Type		R32	R32	R32	R32
	Weight	kg	2.1	2.25	2.80	3.50
	Throttling Method		Electronic Expansion Valve			
Connection Pipe	Liquid Pipe	in.	Φ3/8	Φ3/8	Φ3/8	Φ3/8
	Gas Pipe	in.	Φ5/8	Φ5/8	Φ5/8	Φ5/8
Refrigerant Pipe	Standard Length	m	5	5	7.5	7.5
	Max. Length	m	75	75	75	75
	Max. Height	m	30	30	30	30
Dimensions (W×D×H)	Outline	mm	940×370×820	940×370×820	940×370×820	990×370×960
	Package	mm	1093×497×885	1093×497×885	1093×497×885	1153×478×1110
Weight	Net/Gross	kg	75.0/82.0	76.0/83.0	81.0/88.0	94.0/103.0

Notes:

1. The above data are based on the following conditions.

—	Cooling	Heating
Indoor	DB:27°C / WB:19°C	DB:20°C / WB:15°C
Outdoor	DB:35°C / WB:24°C	DB:7°C / WB:6°C

2. Airflow volume was measured under applicable standard external static pressure

3. The sound pressure level is tested in the anechoic room. It would be somewhat different in the actual operation due to environmental change. Indoor and outdoor sound levels are determined in an anechoic chamber and may differ once the unit is installed due to ambient conditions.

U-MATCH SERIES AIR CONDITIONERS



4.3 Floor Ceiling Type Data

Model	Indoor Unit		GUD35ZD1/A-S	GUD50ZD1/A-S	GUD71ZD1/A-S	GUD85ZD1/A-S
	Outdoor Unit		GUD35W1/NhA-S	GUD50W1/NhA-S	GUD71W1/NhA-S	GUD85W1/NhA-S
Rated Capacity	Cooling	kW	3.50	5.30	7.10	8.50
	Heating	kW	4.00	5.60	7.70	8.80
Input Power	Cooling	kW	0.92	1.56	2.03	2.50
	Heating	kW	0.93	1.44	1.95	2.25
EER/ COP		W/W	3.80/4.30	3.40/3.90	3.50/3.95	3.40/3.90
SEER/SCOP		—	7.20/4.10	6.50/4.20	7.20/4.30	6.80/4.50
Energy Class (Cooling /Heating)		—	A++/A+	A++/A+	A++/A+	A++/A+
Indoor Unit			GUD35ZD1/A-S	GUD50ZD1/A-S	GUD71ZD1/A-S	GUD85ZD1/A-S
Power Supply			220-240V ~50/60Hz			
Heat Exchanger			— Inner Groove Copper Tube-Aluminum Fin			
Fan Motor	Type	—	Centrifugal Fan			
	Air Volume (SH/H/M/L)	m³/h	650/600/500/400	900/800/700/600	1250/1100/1000/900	1400/1300/1200/1000
Filter			— PP			
Sound Pressure Level (SH/H/M/L)			dB(A)			
Connection Pipe	Liquid Pipe	in.	Φ1/4	Φ1/4	Φ3/8	Φ3/8
	Gas Pipe	in.	Φ3/8	Φ1/2	Φ5/8	Φ5/8
	Water Pipe	mm	Φ17×1.5	Φ17×1.5	Φ17×1.5	Φ17×1.5
Dimensions (W×D×H)	Outline	mm	870×665×235	870×665×235	1200×665×235	1200×665×235
	Package	mm	973×770×300	973×770×300	1303×770×300	1303×770×300
Weight	Net/Gross	kg	24.0/28.0	25.0/29.0	31.0/36.0	32.0/37.0
Outdoor Unit			GUD35W1/NhA-S	GUD50W1/NhA-S	GUD71W1/NhA-S	GUD85W1/NhA-S
Heat Exchanger			Inner Groove Copper Tube-Aluminum Fin			
Power Supply			220-240V ~50/60Hz			
Compressor	Model		FTz-AN108ACBD	QXF-A120zH170A	QXFS-M180zX170	QXFS-B238zX070
	Type		Rotary	Rotary	Rotary	Rotary
Fan Motor	Type	—	Axial Fan	Axial Fan	Axial Fan	Axial Fan
	Air Volume	m³/h	1800	2200	3600	3600
Sound Pressure Level			dB(A)			
Refrigerant	Type		R32	R32	R32	R32
	Weight	kg	0.57	0.85	1.5	1.5
	Throttling Method			Electronic Expansion Valve		
Connection Pipe	Liquid Pipe	in.	Φ1/4	Φ1/4	Φ3/8	Φ3/8
	Gas Pipe	in.	Φ3/8	Φ1/2	Φ5/8	Φ5/8
Refrigerant Pipe	Standard Length	m	5	5	5	5
	Max. Length	m	30	30	30	30
	Max. Height	m	15	20	20	25

Model	Indoor Unit		GUD35ZD1/A-S	GUD50ZD1/A-S	GUD71ZD1/A-S	GUD85ZD1/A-S
	Outdoor Unit		GUD35W1/NhA-S	GUD50W1/NhA-S	GUD71W1/NhA-S	GUD85W1/NhA-S
Dimensions (W×D×H)	Outline	mm	675×285×553	745×300×555	889×340×660	889×340×660
	Package	mm	794×376×605	872×398×609	1032×456×730	1032×456×730
Weight	Net/Gross	kg	24.5/27.0	30.5/33.0	41.5/45.0	46/50.0

Model	Indoor Unit		GUD100ZD1/A-S	GUD125ZD1/A-S	GUD140ZD1/A-S
	Outdoor Unit		GUD100W1/NhA-S	GUD125W1/NhA-S	GUD140W1/NhA-S
Rated Capacity	Cooling	kW	10.00	12.10	13.40
	Heating	kW	11.50	13.50	15.50
Input Power	Cooling	kW	2.94	3.67	4.30
	Heating	kW	2.95	3.75	4.20
EER/ COP	W/W		3.40/3.90	3.30/3.60	3.12/3.69
SEER/SCOP	—		6.30/4.20	6.30/4.00	6.30/4.00
Energy Class (Cooling /Heating)	—		A++/A+	A++/A+	A++/A+
Indoor Unit			GUD100ZD1/A-S	GUD125ZD1/A-S	GUD140ZD1/A-S
Power Supply			220-240V ~50/60Hz		
Heat Exchanger			— Inner Groove Copper Tube-Aluminum Fin		
Fan Motor	Type	—	Centrifugal Fan		
	Air Volume (SH/H/M/L)	m³/h	1600/1500/1400/1200	1900/1800/1600/1400	2300/2100/1800/1500
Filter			— PP		
Sound Pressure Level(SH/H/M/L)			dB(A) 48/46/45/43 45/43/40/38 51/48/45/43		
Connection Pipe	Liquid Pipe	in.	Φ3/8		
	Gas Pipe	in.	Φ5/8		
	Water Pipe	mm	Φ17×1.5		
Dimensions (W×D×H)	Outline	mm	1200×665×235	1570×665×235	1570×665×235
	Package	mm	1303×770×300	1669×770×300	1669×770×300
Weight	Net/Gross	kg	32.0/37.0	39.5/46.5	42.0/49.0
Outdoor Unit			GUD100W1/NhA-S	GUD125W1/NhA-S	GUD140W1/NhA-S
Heat Exchanger			— Inner Groove Copper Tube-Aluminum Fin		
Power Supply			220-240V ~50/60Hz		
Compressor	Model		QXFS-D280zX070	QXFS-D280zX070	QXFS-D280zX070B
	Type		Rotary	Rotary	Rotary
Fan Motor	Type	—	Axial Fan	Axial Fan	Axial Fan
	Air Volume	m³/h	4800	5200	5200
Sound Pressure Level			dB(A) 57 58 59		
Refrigerant	Type		R32		
	Weight	kg	2.1	2.25	2.80
	Throttling Method		Electronic Expansion Valve		
Connection Pipe	Liquid Pipe	in.	Φ3/8		
	Gas Pipe	in.	Φ5/8		

U-MATCH SERIES AIR CONDITIONERS

Model	Indoor Unit		GUD100ZD1/A-S	GUD125ZD1/A-S	GUD140ZD1/A-S	
	Outdoor Unit		GUD100W1/NhA-S	GUD125W1/NhA-S	GUD140W1/NhA-S	
Refrigerant Pipe	Standard Length	m	5	5	7.5	
	Max. Length	m	75	75	75	
	Max. Height	m	30	30	30	
Dimensions (W×D×H)	Outline	mm	940×370×820	940×370×820	940×370×820	
	Package	mm	1093×497×885	1093×497×885	1093×497×885	
Weight	Net/Gross		kg	65.0/72.0	66.0/73.0	73.0/80.0

Model	Indoor Unit		GUD100ZD1/A-S	GUD125ZD1/A-S	GUD140ZD1/A-S	GUD160ZD1/A-S		
	Outdoor Unit		GUD100W1/NhA-X	GUD125W1/NhA-X	GUD140W1/NhA-X	GUD160W1/NhA-X		
Rated Capacity	Cooling	kW	10.00	12.10	13.40	16.00		
	Heating	kW	11.50	13.50	15.50	17.00		
Input Power	Cooling	kW	2.94	3.67	4.30	5.30		
	Heating	kW	2.95	3.75	4.20	4.80		
EER/ COP	W/W		3.40/3.90	3.30/3.60	3.12/3.69	3.02/3.54		
SEER/SCOP	—		6.30/4.20	6.30/4.00	6.30/4.00	6.10/4.00		
Energy Class (Cooling /Heating)	—		A++/A+	A++/A+	A++/A+	A++/A+		
Indoor Unit			GUD100ZD1/A-S	GUD125ZD1/A-S	GUD140ZD1/A-S	GUD160ZD1/A-S		
Power Supply			220-240V ~50/60Hz					
Heat Exchanger			— Inner Groove Copper Tube-Aluminum Fin					
Fan Motor	Type	—	Centrifugal Fan					
	Air Volume (SH/H/M/L)	m³/h	1600/1500/ 1400/1200	1900/1800/ 1600/1400	2300/2100/ 1800/1500	2400/2200/ 1900/1600		
Filter			— PP	PP	PP	PP		
Sound Pressure Level(SH/H/M/L)			dB(A)	48/46/45/43	45/43/40/38	51/48/45/43	53/51/48/44	
Connection Pipe	Liquid Pipe	in.	Φ3/8	Φ3/8	Φ3/8	Φ3/8		
	Gas Pipe	in.	Φ5/8	Φ5/8	Φ5/8	Φ5/8		
	Water Pipe	mm	Φ17×1.5	Φ17×1.5	Φ17×1.5	Φ17×1.5		
Dimensions (W×D×H)	Outline	mm	1200×665×235	1570×665×235	1570×665×235	1570×665×235		
	Package	mm	1303×770×300	1669×770×300	1669×770×300	1669×770×300		
Weight			Net/Gross	kg	32.0/37.0	39.5/46.5	42.0/49.0	42.0/49.0
Outdoor Unit			GUD100W1/NhA-X	GUD125W1/NhA-X	GUD140W1/NhA-X	GUD160W1/NhA-X		
Heat Exchanger			Inner Groove Copper Tube-Aluminum Fin					
Power Supply			380-415V 3N~50/60Hz					
Compressor	Model		QXFS-D280zX070	QXFS-D280zX070	QXFS-D280zX070B	QXFS-D388zX050A		
	Type		Rotary	Rotary	Rotary	Rotary		
Fan Motor	Type	—	Axial Fan	Axial Fan	Axial Fan	Axial fan		
	Air Volume	m³/h	4800	5200	5200	5500		
Sound Pressure Level			dB(A)	57	58	59	60	
Refrigerant	Type		R32	R32	R32	R32		
	Weight	kg	2.1	2.25	2.80	3.50		
	Throttling Method			Electronic Expansion Valve				

Model	Indoor Unit		GUD100ZD1/A-S	GUD125ZD1/A-S	GUD140ZD1/A-S	GUD160ZD1/A-S
	Outdoor Unit		GUD100W1/NhA-X	GUD125W1/NhA-X	GUD140W1/NhA-X	GUD160W1/NhA-X
Connection Pipe	Liquid Pipe	in.	Φ3/8	Φ3/8	Φ3/8	Φ3/8
	Gas Pipe	in.	Φ5/8	Φ5/8	Φ5/8	Φ5/8
Refrigerant Pipe	Standard Length	m	5	5	7.5	7.5
	Max. Length	m	75	75	75	75
	Max. Height	m	30	30	30	30
Dimensions (W×D×H)	Outline	mm	940×370×820	940×370×820	940×370×820	990×370×960
	Package	mm	1093×497×885	1093×497×885	1093×497×885	1153×478×1110
Weight	Net/Gross	kg	75.0/82.0	76.0/83.0	81.0/88.0	94.0/103.0

Notes:

1. The above data are based on the following conditions.

—	Cooling	Heating
Indoor	DB:27°C / WB:19°C	DB:20°C / WB:15°C
Outdoor	DB:35°C / WB:24°C	DB:7°C / WB:6°C

2. Airflow volume was measured under applicable standard external static pressure

3. The sound pressure level is tested in the anechoic room. It would be somewhat different in the actual operation due to environmental change. Indoor and outdoor sound levels are determined in an anechoic chamber and may differ once the unit is installed due to ambient conditions.

5 OPERATION RANGE

—	Cooling	Heating
Outdoor temperature DB(°C)	-20~52	-20~24
Indoor temperature DB/WB(°C) (Maximum)	32/23	27/-

6 CAPACITY CORRECTION

6.1 Table of Performance Correction

6.1.1 Cassette Type

GUD35T1/A-S

Cooling

Fan speed	Indoor air temperature °C		Outdoor dry bulb temperature °C														
			25			30			35			40			46		
	DB	WB	TC	SHC	PI	TC	SHC	PI	TC	SHC	PI	TC	SHC	PI	TC	SHC	PI
Turbo	20	14	3.26	2.80	0.71	3.24	2.78	0.80	3.11	2.67	0.85	2.99	2.56	0.88	2.74	2.35	0.96
	24	17	3.46	3.03	0.75	3.44	3.01	0.84	3.30	2.89	0.89	3.17	2.77	0.93	2.91	2.54	1.00
	26	18	3.60	3.19	0.77	3.58	3.17	0.87	3.43	3.04	0.92	3.29	2.92	0.95	3.02	2.68	1.03
	27	19	3.67	3.27	0.77	3.65	3.25	0.87	3.50	3.12	0.92	3.36	3.00	0.96	3.08	2.75	1.04
	30	22	3.89	3.51	0.79	3.87	3.49	0.90	3.71	3.35	0.95	3.56	3.22	0.99	3.27	2.95	1.07
	32	24	4.06	3.72	0.82	4.04	3.70	0.92	3.88	3.55	0.97	3.72	3.41	1.02	3.42	3.13	1.10
H	20	14	3.13	2.61	0.69	3.11	2.60	0.77	2.99	2.49	0.82	2.87	2.39	0.85	2.64	2.21	0.92
	23	16	3.32	2.84	0.72	3.30	2.82	0.81	3.17	2.71	0.86	3.04	2.60	0.89	2.80	2.40	0.97
	26	18	3.45	3.00	0.74	3.43	2.98	0.84	3.29	2.86	0.88	3.16	2.75	0.92	2.91	2.53	1.00
	27	19	3.52	3.08	0.74	3.50	3.06	0.84	3.36	2.94	0.89	3.23	2.82	0.92	2.97	2.60	1.00
	30	22	3.73	3.31	0.77	3.71	3.29	0.86	3.56	3.16	0.91	3.42	3.03	0.95	3.15	2.79	1.03
	32	24	3.90	3.52	0.79	3.88	3.50	0.89	3.72	3.36	0.94	3.57	3.22	0.98	3.29	2.97	1.06
M	20	14	2.97	2.41	0.65	2.96	2.40	0.74	2.84	2.30	0.78	2.73	2.21	0.81	2.51	2.04	0.88
	23	16	3.15	2.63	0.69	3.14	2.62	0.78	3.01	2.51	0.82	2.89	2.41	0.85	2.66	2.22	0.93
	26	18	3.28	2.79	0.71	3.26	2.77	0.80	3.13	2.66	0.84	3.00	2.55	0.88	2.77	2.35	0.95
	27	19	3.34	2.86	0.71	3.33	2.85	0.80	3.19	2.73	0.85	3.06	2.62	0.88	2.82	2.42	0.96
	30	22	3.55	3.09	0.73	3.53	3.07	0.83	3.38	2.95	0.87	3.25	2.83	0.91	2.99	2.61	0.99
	32	24	3.71	3.29	0.75	3.69	3.28	0.85	3.54	3.14	0.90	3.39	3.02	0.94	3.13	2.78	1.01
L	20	14	2.74	2.16	0.64	2.72	2.15	0.72	2.61	2.06	0.76	2.51	1.98	0.79	2.31	1.82	0.86
	23	16	2.90	2.37	0.67	2.89	2.35	0.76	2.77	2.26	0.80	2.66	2.17	0.83	2.45	2.00	0.90
	26	18	3.02	2.51	0.69	3.00	2.50	0.78	2.88	2.40	0.82	2.76	2.30	0.86	2.55	2.12	0.93
	27	19	3.08	2.58	0.69	3.06	2.57	0.78	2.94	2.46	0.83	2.82	2.37	0.86	2.60	2.18	0.93
	30	22	3.26	2.79	0.71	3.24	2.78	0.80	3.11	2.66	0.85	2.99	2.56	0.89	2.75	2.36	0.96
	32	24	3.41	2.99	0.73	3.39	2.97	0.83	3.25	2.85	0.88	3.12	2.73	0.91	2.88	2.52	0.99

Heating

Fan speed	Outdoor air temperature °C		Indoor dry bulb temperature °C									
			16		18		20		22		24	
	DB	WB	TC	PI	TC	PI	TC	PI	TC	PI	TC	PI
Turbo	-10	-11	2.90	0.88	2.75	0.91	2.62	0.94	2.51	0.97	2.42	1.00
	-5	-5.6	3.05	0.86	2.89	0.88	2.76	0.91	2.65	0.94	2.54	0.97
	0	-0.7	3.31	0.87	3.14	0.89	3.00	0.93	2.88	0.96	2.77	0.99
	7	6	4.42	0.94	4.19	0.97	4.00	1.00	3.84	1.03	3.69	1.07
	10	8	4.64	0.97	4.40	1.00	4.20	1.03	4.03	1.06	3.87	1.10
H	-10	-11	2.82	0.88	2.67	0.90	2.55	0.93	2.45	0.97	2.35	1.00
	-5	-5.6	2.97	0.85	2.81	0.88	2.69	0.91	2.57	0.94	2.48	0.97
	0	-0.7	3.22	0.87	3.06	0.89	2.92	0.92	2.80	0.95	2.69	0.98
	7	6	4.30	0.94	4.08	0.96	3.89	1.00	3.73	1.03	3.59	1.06
	10	8	4.51	0.96	4.28	0.99	4.09	1.02	3.92	1.06	3.77	1.09
M	-10	-11	2.73	0.89	2.59	0.92	2.47	0.95	2.37	0.98	2.28	1.01
	-5	-5.6	2.87	0.87	2.72	0.89	2.60	0.92	2.49	0.95	2.40	0.98
	0	-0.7	3.12	0.88	2.96	0.90	2.83	0.94	2.71	0.97	2.60	1.00
	7	6	4.16	0.95	3.94	0.98	3.77	1.01	3.61	1.04	3.47	1.08
	10	8	4.37	0.98	4.14	1.01	3.96	1.04	3.79	1.08	3.65	1.11
L	-10	-11	2.59	0.92	2.46	0.95	2.35	0.98	2.25	1.01	2.16	1.05
	-5	-5.6	2.73	0.89	2.59	0.92	2.47	0.95	2.37	0.98	2.28	1.01
	0	-0.7	2.96	0.91	2.81	0.93	2.68	0.96	2.57	1.00	2.47	1.03
	7	6	3.95	0.98	3.75	1.01	3.58	1.04	3.43	1.08	3.30	1.11
	10	8	4.15	1.01	3.94	1.04	3.76	1.07	3.60	1.11	3.46	1.15

GUD50T1/A-S Cooling

Fan speed	Indoor air temperature °C		Outdoor dry bulb temperature °C														
			25			30			35			40			46		
	DB	WB	TC	SHC	PI	TC	SHC	PI	TC	SHC	PI	TC	SHC	PI	TC	SHC	PI
Turbo	20	14	4.94	4.18	1.19	4.91	4.16	1.34	4.71	3.99	1.42	4.53	3.83	1.48	4.15	3.51	1.60
	24	17	5.24	4.53	1.25	5.21	4.51	1.41	5.00	4.33	1.49	4.80	4.15	1.55	4.40	3.81	1.68
	26	18	5.45	4.78	1.28	5.42	4.76	1.45	5.20	4.56	1.53	4.99	4.38	1.60	4.58	4.02	1.73
	27	19	5.55	4.90	1.29	5.52	4.88	1.46	5.30	4.68	1.54	5.09	4.49	1.60	4.67	4.12	1.74
	30	22	5.89	5.27	1.33	5.86	5.24	1.50	5.62	5.03	1.59	5.39	4.83	1.65	4.95	4.43	1.79
	32	24	6.15	5.60	1.37	6.12	5.57	1.54	5.87	5.34	1.63	5.64	5.13	1.70	5.17	4.70	1.84
H	20	14	4.74	3.90	1.15	4.72	3.88	1.30	4.52	3.72	1.37	4.34	3.58	1.43	4.00	3.30	1.55
	23	16	5.03	4.25	1.20	5.00	4.23	1.36	4.80	4.06	1.44	4.60	3.89	1.50	4.24	3.59	1.62
	26	18	5.23	4.50	1.24	5.20	4.47	1.40	4.99	4.29	1.48	4.79	4.12	1.54	4.41	3.80	1.67
	27	19	5.33	4.61	1.25	5.30	4.59	1.41	5.09	4.40	1.49	4.88	4.23	1.55	4.50	3.90	1.68
	30	22	5.65	4.97	1.28	5.62	4.94	1.45	5.39	4.74	1.53	5.18	4.55	1.59	4.77	4.20	1.73
	32	24	5.91	5.29	1.32	5.87	5.26	1.49	5.64	5.05	1.57	5.41	4.85	1.64	4.99	4.47	1.78

U-MATCH SERIES AIR CONDITIONERS

Fan speed	Indoor air temperature °C		Outdoor dry bulb temperature °C														
			25			30			35			40			46		
	DB	WB	TC	SHC	PI	TC	SHC	PI	TC	SHC	PI	TC	SHC	PI	TC	SHC	PI
M	20	14	4.50	3.61	1.10	4.48	3.59	1.24	4.30	3.44	1.31	4.13	3.30	1.36	3.80	3.04	1.48
	23	16	4.77	3.94	1.15	4.75	3.92	1.30	4.56	3.76	1.37	4.37	3.61	1.43	4.03	3.33	1.55
	26	18	4.97	4.18	1.18	4.94	4.16	1.34	4.74	3.99	1.41	4.55	3.83	1.47	4.19	3.53	1.60
	27	19	5.07	4.30	1.19	5.04	4.27	1.34	4.83	4.10	1.42	4.64	3.94	1.48	4.28	3.63	1.60
	30	22	5.37	4.64	1.22	5.34	4.61	1.38	5.12	4.43	1.46	4.92	4.25	1.52	4.53	3.92	1.65
	32	24	5.61	4.95	1.26	5.58	4.93	1.42	5.35	4.73	1.50	5.14	4.54	1.57	4.74	4.18	1.70
L	20	14	4.14	3.23	1.07	4.12	3.21	1.21	3.95	3.08	1.27	3.80	2.95	1.33	3.50	2.72	1.44
	23	16	4.39	3.54	1.12	4.37	3.52	1.27	4.19	3.38	1.34	4.02	3.24	1.39	3.71	2.99	1.51
	26	18	4.57	3.77	1.15	4.54	3.75	1.30	4.36	3.59	1.38	4.19	3.45	1.43	3.86	3.18	1.55
	27	19	4.66	3.87	1.16	4.64	3.85	1.31	4.45	3.70	1.38	4.27	3.55	1.44	3.94	3.27	1.56
	30	22	4.94	4.19	1.19	4.91	4.17	1.35	4.71	4.00	1.42	4.53	3.84	1.48	4.17	3.54	1.61
	32	24	5.16	4.49	1.23	5.13	4.47	1.39	4.93	4.28	1.47	4.73	4.11	1.53	4.36	3.79	1.66

Heating

Fan speed	Outdoor air temperature °C		Indoor dry bulb temperature °C									
			16		18		20		22		24	
	DB	WB	TC	PI	TC	PI	TC	PI	TC	PI	TC	PI
Turbo	-10	-11	4.20	1.32	3.98	1.36	3.80	1.41	3.65	1.46	3.50	1.51
	-5	-5.6	4.42	1.29	4.19	1.32	4.00	1.37	3.84	1.41	3.69	1.46
	0	-0.7	4.80	1.31	4.55	1.34	4.35	1.39	4.17	1.44	4.01	1.48
	7	6	6.41	1.41	6.07	1.45	5.80	1.50	5.56	1.55	5.35	1.60
	10	8	6.73	1.45	6.38	1.49	6.09	1.55	5.84	1.60	5.61	1.65
H	-10	-11	4.09	1.32	3.87	1.35	3.70	1.40	3.55	1.45	3.41	1.50
	-5	-5.6	4.30	1.28	4.08	1.32	3.89	1.36	3.73	1.41	3.59	1.45
	0	-0.7	4.68	1.30	4.43	1.34	4.23	1.38	4.06	1.43	3.90	1.48
	7	6	6.23	1.40	5.91	1.44	5.64	1.49	5.41	1.54	5.20	1.59
	10	8	6.55	1.44	6.20	1.49	5.93	1.54	5.68	1.59	5.46	1.64
M	-10	-11	3.96	1.34	3.75	1.38	3.58	1.42	3.43	1.47	3.30	1.52
	-5	-5.6	4.16	1.30	3.95	1.34	3.77	1.38	3.61	1.43	3.47	1.48
	0	-0.7	4.53	1.32	4.29	1.36	4.10	1.40	3.93	1.45	3.78	1.50
	7	6	6.03	1.42	5.72	1.46	5.46	1.52	5.24	1.57	5.04	1.62
	10	8	6.34	1.47	6.01	1.51	5.74	1.56	5.50	1.61	5.29	1.67
L	-10	-11	3.76	1.38	3.56	1.42	3.40	1.47	3.26	1.52	3.14	1.57
	-5	-5.6	3.96	1.34	3.75	1.38	3.58	1.43	3.43	1.47	3.30	1.52
	0	-0.7	4.30	1.36	4.08	1.40	3.89	1.45	3.73	1.50	3.59	1.55
	7	6	5.73	1.47	5.43	1.51	5.19	1.56	4.98	1.61	4.78	1.67
	10	8	6.02	1.51	5.71	1.55	5.45	1.61	5.22	1.66	5.02	1.72

GUD50T1/A1-S
Cooling

Fan speed	Indoor air temperature °C		Outdoor dry bulb temperature °C														
			25			30			35			40			46		
	DB	WB	TC	SHC	PI	TC	SHC	PI	TC	SHC	PI	TC	SHC	PI	TC	SHC	PI
Turbo	20	14	4.66	3.19	1.14	4.64	3.17	1.28	4.45	3.05	1.35	4.27	2.92	1.41	3.92	2.68	1.53
	24	17	4.94	3.58	1.19	4.91	3.56	1.34	4.71	3.42	1.42	4.53	3.28	1.48	4.15	3.01	1.61
	26	18	5.14	3.85	1.23	5.11	3.83	1.38	4.90	3.68	1.46	4.71	3.53	1.52	4.32	3.24	1.65
	27	19	5.24	3.98	1.23	5.21	3.96	1.39	5.00	3.80	1.47	4.80	3.65	1.53	4.40	3.35	1.66
	30	22	5.55	4.36	1.27	5.52	4.34	1.43	5.30	4.16	1.51	5.09	3.99	1.58	4.67	3.66	1.71
	32	24	5.80	4.73	1.31	5.77	4.70	1.47	5.54	4.51	1.56	5.32	4.33	1.62	4.88	3.97	1.76
H	20	14	4.47	2.97	1.10	4.45	2.96	1.24	4.27	2.84	1.31	4.10	2.73	1.36	3.78	2.51	1.48
	23	16	4.74	3.35	1.15	4.72	3.34	1.30	4.52	3.20	1.37	4.34	3.07	1.43	4.00	2.83	1.55
	26	18	4.93	3.62	1.18	4.91	3.60	1.34	4.71	3.46	1.41	4.52	3.32	1.47	4.16	3.06	1.59
	27	19	5.03	3.75	1.19	5.00	3.73	1.34	4.80	3.58	1.42	4.61	3.43	1.48	4.25	3.16	1.60
	30	22	5.33	4.11	1.22	5.30	4.09	1.38	5.09	3.92	1.46	4.88	3.77	1.52	4.50	3.47	1.65
	32	24	5.57	4.47	1.26	5.54	4.45	1.42	5.32	4.27	1.50	5.10	4.10	1.57	4.71	3.78	1.70
M	20	14	4.25	2.74	1.05	4.23	2.73	1.18	4.06	2.62	1.25	3.89	2.51	1.30	3.59	2.32	1.41
	23	16	4.50	3.11	1.10	4.48	3.09	1.24	4.30	2.97	1.31	4.13	2.85	1.36	3.80	2.63	1.48
	26	18	4.68	3.37	1.13	4.66	3.35	1.28	4.47	3.21	1.35	4.29	3.09	1.40	3.96	2.84	1.52
	27	19	4.78	3.49	1.14	4.75	3.47	1.28	4.56	3.33	1.35	4.38	3.20	1.41	4.04	2.95	1.53
	30	22	5.07	3.84	1.17	5.04	3.82	1.32	4.83	3.66	1.39	4.64	3.52	1.45	4.28	3.24	1.58
	32	24	5.29	4.19	1.20	5.27	4.17	1.36	5.05	4.00	1.43	4.85	3.84	1.49	4.47	3.54	1.62
L	20	14	3.91	2.45	1.02	3.89	2.44	1.15	3.73	2.34	1.22	3.58	2.24	1.27	3.30	2.07	1.37
	23	16	4.14	2.79	1.07	4.12	2.78	1.21	3.95	2.66	1.28	3.80	2.56	1.33	3.50	2.36	1.44
	26	18	4.31	3.03	1.10	4.29	3.02	1.24	4.11	2.89	1.31	3.95	2.78	1.37	3.64	2.56	1.48
	27	19	4.40	3.14	1.11	4.37	3.13	1.25	4.20	3.00	1.32	4.03	2.88	1.37	3.71	2.66	1.49
	30	22	4.66	3.47	1.14	4.64	3.45	1.29	4.45	3.31	1.36	4.27	3.18	1.42	3.94	2.93	1.54
	32	24	4.87	3.80	1.17	4.84	3.78	1.32	4.65	3.63	1.40	4.46	3.48	1.46	4.11	3.21	1.58

Heating

Fan speed	Outdoor air temperature °C		Indoor dry bulb temperature °C									
			16		18		20		22		24	
	DB	WB	TC	PI	TC	PI	TC	PI	TC	PI	TC	PI
Turbo	-10	-11	4.05	1.41	3.84	1.45	3.67	1.50	3.52	1.55	3.38	1.61
	-5	-5.6	4.27	1.37	4.05	1.41	3.86	1.46	3.70	1.51	3.56	1.56
	0	-0.7	4.64	1.39	4.40	1.43	4.20	1.48	4.03	1.53	3.87	1.58
	7	6	6.19	1.50	5.86	1.55	5.60	1.60	5.37	1.65	5.16	1.71
	10	8	6.49	1.55	6.16	1.59	5.88	1.65	5.64	1.70	5.42	1.76
H	-10	-11	3.95	1.41	3.74	1.45	3.57	1.50	3.42	1.55	3.29	1.60
	-5	-5.6	4.15	1.36	3.94	1.40	3.76	1.45	3.60	1.50	3.47	1.55
	0	-0.7	4.51	1.39	4.28	1.42	4.09	1.47	3.92	1.52	3.77	1.57
	7	6	6.02	1.50	5.71	1.54	5.45	1.59	5.22	1.65	5.02	1.70
	10	8	6.32	1.54	5.99	1.58	5.72	1.64	5.49	1.69	5.27	1.75

U-MATCH SERIES AIR CONDITIONERS

Fan speed	Outdoor air temperature °C		Indoor dry bulb temperature °C									
			16		18		20		22		24	
	DB	WB	TC	PI	TC	PI	TC	PI	TC	PI	TC	PI
M	-10	-11	3.82	1.43	3.62	1.47	3.46	1.52	3.31	1.57	3.19	1.62
	-5	-5.6	4.02	1.39	3.81	1.42	3.64	1.47	3.49	1.52	3.36	1.57
	0	-0.7	4.37	1.41	4.14	1.45	3.96	1.50	3.79	1.55	3.65	1.60
	7	6	5.83	1.52	5.52	1.56	5.27	1.62	5.06	1.67	4.86	1.73
	10	8	6.12	1.56	5.80	1.61	5.54	1.66	5.31	1.72	5.11	1.78
L	-10	-11	3.63	1.47	3.44	1.51	3.28	1.57	3.15	1.62	3.03	1.67
	-5	-5.6	3.82	1.43	3.62	1.47	3.46	1.52	3.31	1.57	3.19	1.62
	0	-0.7	4.15	1.45	3.94	1.49	3.76	1.54	3.60	1.59	3.46	1.65
	7	6	5.53	1.57	5.25	1.61	5.01	1.67	4.80	1.72	4.62	1.78
	10	8	5.81	1.61	5.51	1.66	5.26	1.72	5.04	1.77	4.85	1.83

GUD71T1/A-S Cooling

Fan speed	Indoor air temperature °C		Outdoor dry bulb temperature °C														
			25			30			35			40			46		
	DB	WB	TC	SHC	PI	TC	SHC	PI	TC	SHC	PI	TC	SHC	PI	TC	SHC	PI
Turbo	20	14	6.62	5.07	1.57	6.58	5.05	1.77	6.31	4.84	1.87	6.06	4.65	1.95	5.56	4.27	2.11
	24	17	7.01	5.59	1.65	6.98	5.56	1.86	6.69	5.33	1.96	6.43	5.12	2.04	5.90	4.70	2.22
	26	18	7.29	5.95	1.69	7.26	5.92	1.91	6.96	5.68	2.02	6.68	5.45	2.10	6.13	5.00	2.28
	27	19	7.44	6.12	1.70	7.40	6.09	1.92	7.10	5.84	2.03	6.82	5.61	2.11	6.25	5.14	2.29
	30	22	7.89	6.63	1.75	7.84	6.60	1.98	7.53	6.33	2.09	7.23	6.08	2.18	6.63	5.58	2.36
	32	24	8.24	7.11	1.80	8.20	7.07	2.04	7.86	6.79	2.15	7.55	6.52	2.24	6.93	5.98	2.43
H	20	14	6.35	4.73	1.51	6.32	4.71	1.71	6.06	4.52	1.80	5.82	4.34	1.88	5.36	4.00	2.04
	23	16	6.73	5.24	1.59	6.70	5.21	1.79	6.43	5.00	1.89	6.17	4.80	1.97	5.69	4.42	2.14
	26	18	7.00	5.59	1.63	6.97	5.56	1.84	6.68	5.33	1.95	6.42	5.12	2.03	5.91	4.72	2.20
	27	19	7.14	5.76	1.64	7.10	5.73	1.85	6.82	5.49	1.96	6.54	5.27	2.04	6.03	4.86	2.21
	30	22	7.57	6.26	1.69	7.53	6.22	1.91	7.22	5.97	2.02	6.94	5.73	2.10	6.39	5.28	2.28
	32	24	7.91	6.73	1.74	7.87	6.69	1.96	7.55	6.42	2.08	7.25	6.16	2.16	6.68	5.68	2.35
M	20	14	6.03	4.37	1.44	6.00	4.35	1.63	5.76	4.17	1.72	5.53	4.00	1.79	5.10	3.69	1.95
	23	16	6.40	4.86	1.52	6.36	4.83	1.71	6.10	4.63	1.81	5.86	4.45	1.88	5.40	4.10	2.04
	26	18	6.65	5.20	1.56	6.62	5.17	1.76	6.35	4.96	1.86	6.09	4.76	1.94	5.62	4.39	2.10
	27	19	6.79	5.36	1.57	6.75	5.33	1.77	6.48	5.12	1.87	6.22	4.91	1.95	5.73	4.53	2.11
	30	22	7.19	5.84	1.61	7.15	5.81	1.82	6.86	5.57	1.92	6.59	5.35	2.00	6.07	4.93	2.18
	32	24	7.52	6.30	1.66	7.48	6.26	1.88	7.17	6.01	1.98	6.89	5.77	2.06	6.35	5.32	2.24
L	20	14	5.55	3.91	1.41	5.52	3.88	1.59	5.30	3.73	1.68	5.09	3.58	1.75	4.69	3.30	1.90
	23	16	5.88	4.36	1.48	5.85	4.34	1.67	5.62	4.16	1.76	5.39	3.99	1.84	4.97	3.68	1.99
	26	18	6.12	4.68	1.52	6.09	4.66	1.72	5.84	4.47	1.81	5.61	4.29	1.89	5.17	3.95	2.05
	27	19	6.24	4.83	1.53	6.21	4.81	1.73	5.96	4.61	1.82	5.72	4.43	1.90	5.27	4.08	2.06
	30	22	6.62	5.28	1.57	6.58	5.25	1.78	6.31	5.04	1.88	6.06	4.84	1.95	5.59	4.46	2.12
	32	24	6.91	5.71	1.62	6.88	5.68	1.83	6.60	5.45	1.93	6.34	5.23	2.01	5.84	4.82	2.18

Heating

Fan speed	Outdoor air temperature °C		Indoor dry bulb temperature °C									
			16		18		20		22		24	
	DB	WB	TC	PI	TC	PI	TC	PI	TC	PI	TC	PI
Turbo	-10	-11	5.65	1.77	5.35	1.82	5.11	1.88	4.90	1.94	4.71	2.01
	-5	-5.6	5.94	1.71	5.64	1.76	5.38	1.82	5.16	1.89	4.96	1.95
	0	-0.7	6.46	1.74	6.13	1.79	5.85	1.85	5.61	1.91	5.39	1.98
	7	6	8.62	1.88	8.17	1.93	7.80	2.00	7.48	2.07	7.19	2.14
	10	8	9.05	1.94	8.58	1.99	8.19	2.06	7.85	2.13	7.55	2.20
H	-10	-11	5.50	1.76	5.21	1.81	4.97	1.87	4.77	1.93	4.59	2.00
	-5	-5.6	5.78	1.71	5.48	1.75	5.24	1.82	5.02	1.88	4.83	1.94
	0	-0.7	6.29	1.73	5.96	1.78	5.69	1.84	5.46	1.90	5.25	1.97
	7	6	8.38	1.87	7.95	1.92	7.59	1.99	7.28	2.06	7.00	2.13
	10	8	8.80	1.93	8.34	1.98	7.97	2.05	7.64	2.12	7.35	2.19
M	-10	-11	5.32	1.78	5.04	1.83	4.82	1.90	4.62	1.96	4.44	2.03
	-5	-5.6	5.60	1.73	5.31	1.78	5.07	1.84	4.86	1.90	4.67	1.97
	0	-0.7	6.09	1.76	5.77	1.81	5.51	1.87	5.28	1.93	5.08	2.00
	7	6	8.11	1.90	7.69	1.95	7.35	2.02	7.04	2.09	6.77	2.16
	10	8	8.52	1.96	8.08	2.01	7.71	2.08	7.40	2.15	7.11	2.22
L	-10	-11	5.05	1.84	4.79	1.89	4.57	1.96	4.39	2.02	4.22	2.09
	-5	-5.6	5.32	1.79	5.04	1.84	4.82	1.90	4.62	1.96	4.44	2.03
	0	-0.7	5.78	1.81	5.48	1.86	5.23	1.93	5.02	1.99	4.83	2.06
	7	6	7.71	1.96	7.31	2.01	6.98	2.08	6.69	2.15	6.43	2.23
	10	8	8.09	2.02	7.67	2.07	7.33	2.15	7.03	2.22	6.76	2.29

GUD85T1/A-S Cooling

Fan speed	Indoor air temperature °C		Outdoor dry bulb temperature °C														
			25			30			35			40			46		
	DB	WB	TC	SHC	PI	TC	SHC	PI	TC	SHC	PI	TC	SHC	PI	TC	SHC	PI
Turbo	20	14	7.92	5.40	1.93	7.88	5.37	2.18	7.56	5.15	2.30	7.26	4.95	2.40	6.66	4.54	2.60
	24	17	8.40	6.06	2.03	8.35	6.03	2.29	8.01	5.79	2.42	7.69	5.55	2.52	7.06	5.10	2.73
	26	18	8.73	6.53	2.09	8.69	6.50	2.35	8.33	6.23	2.49	8.00	5.98	2.59	7.34	5.49	2.81
	27	19	8.91	6.75	2.10	8.86	6.71	2.37	8.50	6.44	2.50	8.16	6.18	2.60	7.49	5.67	2.83
	30	22	9.44	7.39	2.16	9.39	7.35	2.44	9.01	7.05	2.57	8.65	6.77	2.68	7.94	6.21	2.91
	32	24	9.87	8.02	2.22	9.81	7.98	2.51	9.42	7.65	2.65	9.04	7.35	2.76	8.29	6.74	2.99
H	20	14	7.60	5.03	1.86	7.56	5.01	2.10	7.26	4.80	2.22	6.97	4.61	2.31	6.42	4.25	2.51
	23	16	8.06	5.68	1.95	8.02	5.65	2.21	7.69	5.42	2.33	7.39	5.20	2.43	6.81	4.80	2.63
	26	18	8.38	6.14	2.01	8.34	6.10	2.27	8.00	5.86	2.40	7.68	5.62	2.50	7.08	5.18	2.71
	27	19	8.55	6.35	2.02	8.51	6.32	2.28	8.16	6.06	2.41	7.83	5.82	2.51	7.22	5.36	2.73
	30	22	9.06	6.97	2.08	9.02	6.94	2.35	8.65	6.65	2.48	8.30	6.39	2.59	7.65	5.89	2.81
	32	24	9.47	7.59	2.14	9.42	7.55	2.42	9.04	7.24	2.56	8.68	6.95	2.66	8.00	6.41	2.89

U-MATCH SERIES AIR CONDITIONERS

Fan speed	Indoor air temperature °C		Outdoor dry bulb temperature °C														
			25			30			35			40			46		
	DB	WB	TC	SHC	PI	TC	SHC	PI	TC	SHC	PI	TC	SHC	PI	TC	SHC	PI
M	20	14	7.22	4.64	1.78	7.19	4.62	2.01	6.89	4.43	2.12	6.62	4.25	2.21	6.10	3.92	2.40
	23	16	7.66	5.27	1.87	7.62	5.24	2.11	7.31	5.02	2.23	7.02	4.82	2.32	6.47	4.45	2.52
	26	18	7.96	5.71	1.92	7.92	5.68	2.17	7.60	5.45	2.29	7.30	5.23	2.39	6.73	4.82	2.59
	27	19	8.12	5.91	1.93	8.08	5.88	2.18	7.75	5.64	2.30	7.44	5.42	2.40	6.86	4.99	2.60
	30	22	8.61	6.51	1.99	8.57	6.47	2.24	8.22	6.21	2.37	7.89	5.96	2.47	7.27	5.50	2.68
	32	24	9.00	7.11	2.05	8.95	7.07	2.31	8.59	6.78	2.44	8.24	6.51	2.54	7.60	6.00	2.76
L	20	14	6.65	4.14	1.73	6.61	4.12	1.96	6.34	3.95	2.07	6.09	3.80	2.15	5.61	3.50	2.34
	23	16	7.05	4.73	1.82	7.01	4.70	2.05	6.72	4.51	2.17	6.45	4.33	2.26	5.95	3.99	2.45
	26	18	7.33	5.14	1.87	7.29	5.11	2.11	6.99	4.90	2.23	6.71	4.71	2.33	6.19	4.34	2.52
	27	19	7.47	5.33	1.88	7.43	5.30	2.12	7.13	5.09	2.24	6.85	4.88	2.34	6.31	4.50	2.54
	30	22	7.92	5.88	1.94	7.88	5.85	2.19	7.56	5.62	2.31	7.26	5.39	2.41	6.69	4.97	2.61
	32	24	8.28	6.45	1.99	8.23	6.41	2.25	7.90	6.15	2.38	7.58	5.90	2.48	6.99	5.44	2.69

Heating

Fan speed	Outdoor air temperature °C		Indoor dry bulb temperature °C									
			16		18		20		22		24	
	DB	WB	TC	PI	TC	PI	TC	PI	TC	PI	TC	PI
Turbo	-10	-11	6.37	1.99	6.04	2.04	5.77	2.11	5.53	2.18	5.32	2.26
	-5	-5.6	6.71	1.93	6.36	1.98	6.07	2.05	5.82	2.12	5.60	2.19
	0	-0.7	7.29	1.96	6.91	2.01	6.60	2.08	6.33	2.15	6.08	2.23
	7	6	9.72	2.11	9.21	2.17	8.80	2.25	8.44	2.33	8.11	2.40
	10	8	10.21	2.18	9.68	2.24	9.24	2.32	8.86	2.40	8.52	2.48
H	-10	-11	6.20	1.98	5.88	2.03	5.61	2.10	5.38	2.17	5.17	2.25
	-5	-5.6	6.53	1.92	6.19	1.97	5.91	2.04	5.66	2.11	5.45	2.18
	0	-0.7	7.09	1.95	6.72	2.00	6.42	2.07	6.16	2.14	5.92	2.21
	7	6	9.46	2.10	8.97	2.16	8.56	2.24	8.21	2.31	7.89	2.39
	10	8	9.93	2.17	9.41	2.23	8.99	2.31	8.62	2.38	8.29	2.46
M	-10	-11	6.00	2.01	5.69	2.06	5.43	2.14	5.21	2.21	5.01	2.28
	-5	-5.6	6.32	1.95	5.99	2.00	5.72	2.07	5.48	2.14	5.27	2.21
	0	-0.7	6.87	1.98	6.51	2.03	6.22	2.10	5.96	2.17	5.73	2.25
	7	6	9.16	2.14	8.68	2.20	8.29	2.27	7.95	2.35	7.64	2.43
	10	8	9.61	2.20	9.11	2.26	8.70	2.34	8.34	2.42	8.02	2.50
L	-10	-11	5.70	2.07	5.40	2.13	5.16	2.20	4.95	2.28	4.76	2.35
	-5	-5.6	6.00	2.01	5.69	2.07	5.43	2.14	5.21	2.21	5.01	2.28
	0	-0.7	6.52	2.04	6.18	2.10	5.91	2.17	5.66	2.24	5.44	2.32
	7	6	8.70	2.20	8.25	2.26	7.87	2.34	7.55	2.42	7.26	2.50
	10	8	9.13	2.27	8.66	2.33	8.27	2.41	7.93	2.49	7.62	2.58

GUD100T1/A-S
Cooling

Fan speed	Indoor air temperature °C		Outdoor dry bulb temperature °C														
			25			30			35			40			46		
	DB	WB	TC	SHC	PI	TC	SHC	PI	TC	SHC	PI	TC	SHC	PI	TC	SHC	PI
Turbo	20	14	9.79	7.66	2.39	9.73	7.62	2.70	9.34	7.31	2.86	8.96	7.01	2.98	8.23	6.44	3.23
	24	17	10.37	8.40	2.51	10.32	8.36	2.84	9.90	8.02	3.00	9.50	7.70	3.12	8.72	7.06	3.39
	26	18	10.79	8.93	2.59	10.73	8.88	2.92	10.29	8.52	3.08	9.88	8.18	3.21	9.07	7.50	3.49
	27	19	11.00	9.18	2.60	10.94	9.13	2.93	10.50	8.76	3.10	10.08	8.41	3.23	9.25	7.72	3.50
	30	22	11.66	9.93	2.68	11.60	9.88	3.02	11.13	9.48	3.19	10.69	9.10	3.32	9.80	8.35	3.61
	32	24	12.19	10.63	2.75	12.12	10.57	3.11	11.63	10.14	3.29	11.17	9.74	3.42	10.25	8.93	3.71
H	20	14	9.39	7.14	2.31	9.34	7.11	2.61	8.96	6.82	2.76	8.61	6.55	2.87	7.93	6.03	3.11
	23	16	9.96	7.87	2.42	9.90	7.83	2.74	9.50	7.51	2.89	9.12	7.21	3.01	8.41	6.65	3.27
	26	18	10.36	8.39	2.49	10.30	8.35	2.82	9.88	8.01	2.98	9.49	7.69	3.10	8.74	7.09	3.36
	27	19	10.56	8.64	2.51	10.51	8.59	2.83	10.08	8.24	2.99	9.68	7.91	3.12	8.92	7.29	3.38
	30	22	11.20	9.37	2.58	11.14	9.32	2.91	10.68	8.94	3.08	10.26	8.58	3.21	9.46	7.91	3.48
	32	24	11.70	10.05	2.66	11.64	10.00	3.00	11.17	9.59	3.17	10.72	9.21	3.30	9.88	8.49	3.58
M	20	14	8.92	6.60	2.21	8.88	6.56	2.49	8.52	6.29	2.63	8.18	6.04	2.74	7.54	5.57	2.97
	23	16	9.46	7.30	2.31	9.41	7.26	2.61	9.03	6.97	2.76	8.67	6.69	2.87	7.99	6.17	3.12
	26	18	9.84	7.80	2.38	9.79	7.76	2.69	9.39	7.45	2.84	9.01	7.15	2.96	8.31	6.59	3.21
	27	19	10.03	8.04	2.39	9.98	8.00	2.70	9.58	7.67	2.86	9.19	7.37	2.97	8.47	6.79	3.23
	30	22	10.64	8.74	2.46	10.58	8.70	2.78	10.15	8.34	2.94	9.75	8.01	3.06	8.98	7.38	3.32
	32	24	11.12	9.41	2.54	11.06	9.36	2.86	10.61	8.98	3.03	10.18	8.62	3.15	9.39	7.95	3.42
L	20	14	8.21	5.89	2.15	8.17	5.86	2.43	7.83	5.63	2.57	7.52	5.40	2.67	6.93	4.98	2.90
	23	16	8.70	6.56	2.26	8.66	6.52	2.55	8.30	6.26	2.69	7.97	6.01	2.80	7.35	5.54	3.04
	26	18	9.05	7.03	2.32	9.00	6.99	2.62	8.64	6.71	2.77	8.29	6.44	2.89	7.64	5.94	3.13
	27	19	9.23	7.25	2.33	9.18	7.21	2.63	8.81	6.92	2.78	8.46	6.64	2.90	7.80	6.12	3.15
	30	22	9.79	7.90	2.40	9.73	7.86	2.71	9.34	7.54	2.87	8.97	7.24	2.98	8.26	6.67	3.24
	32	24	10.23	8.53	2.47	10.17	8.49	2.79	9.76	8.14	2.95	9.37	7.82	3.07	8.64	7.20	3.33

Heating

Fan speed	Outdoor air temperature °C		Indoor dry bulb temperature °C									
			16		18		20		22		24	
	DB	WB	TC	PI	TC	PI	TC	PI	TC	PI	TC	PI
Turbo	-10	-11	8.33	2.65	7.89	2.72	7.54	2.82	7.23	2.91	6.95	3.01
	-5	-5.6	8.76	2.57	8.31	2.64	7.94	2.74	7.61	2.83	7.32	2.92
	0	-0.7	9.53	2.61	9.03	2.68	8.63	2.78	8.27	2.87	7.95	2.97
	7	6	12.70	2.82	12.04	2.90	11.50	3.00	11.03	3.10	10.60	3.20
	10	8	13.34	2.90	12.64	2.99	12.08	3.09	11.58	3.19	11.13	3.30
H	-10	-11	8.10	2.64	7.68	2.71	7.33	2.80	7.03	2.90	6.76	3.00
	-5	-5.6	8.53	2.56	8.08	2.63	7.72	2.72	7.40	2.81	7.12	2.91
	0	-0.7	9.27	2.60	8.79	2.67	8.39	2.76	8.05	2.86	7.74	2.95
	7	6	12.36	2.81	11.72	2.88	11.19	2.99	10.73	3.09	10.32	3.19
	10	8	12.98	2.89	12.30	2.97	11.75	3.07	11.26	3.18	10.83	3.28

U-MATCH SERIES AIR CONDITIONERS

Fan speed	Outdoor air temperature °C		Indoor dry bulb temperature °C									
			16		18		20		22		24	
	DB	WB	TC	PI	TC	PI	TC	PI	TC	PI	TC	PI
M	-10	-11	7.84	2.68	7.43	2.75	7.10	2.85	6.81	2.94	6.55	3.04
	-5	-5.6	8.26	2.60	7.83	2.67	7.47	2.76	7.17	2.86	6.89	2.95
	0	-0.7	8.97	2.64	8.51	2.71	8.12	2.81	7.79	2.90	7.49	3.00
	7	6	11.96	2.85	11.34	2.93	10.83	3.03	10.38	3.13	9.99	3.24
	10	8	12.56	2.93	11.91	3.02	11.37	3.12	10.90	3.23	10.48	3.33
L	-10	-11	7.45	2.76	7.06	2.84	6.75	2.94	6.47	3.03	6.22	3.14
	-5	-5.6	7.84	2.68	7.43	2.75	7.10	2.85	6.81	2.95	6.55	3.04
	0	-0.7	8.52	2.72	8.08	2.80	7.72	2.89	7.40	2.99	7.11	3.09
	7	6	11.37	2.94	10.77	3.02	10.29	3.13	9.87	3.23	9.49	3.34
	10	8	11.93	3.03	11.31	3.11	10.80	3.22	10.36	3.33	9.96	3.44

GUD125T1/A-S Cooling

Fan speed	Indoor air temperature °C		Outdoor dry bulb temperature °C														
			25			30			35			40			46		
	DB	WB	TC	SHC	PI	TC	SHC	PI	TC	SHC	PI	TC	SHC	PI	TC	SHC	PI
Turbo	20	14	11.28	7.41	3.01	11.22	7.37	3.40	10.76	7.07	3.59	10.33	6.79	3.74	9.48	6.23	4.06
	24	17	11.95	8.37	3.16	11.89	8.33	3.57	11.41	7.99	3.77	10.95	7.67	3.93	10.05	7.04	4.26
	26	18	12.43	9.05	3.25	12.37	9.01	3.67	11.86	8.64	3.88	11.39	8.29	4.04	10.45	7.61	4.39
	27	19	12.68	9.37	3.27	12.61	9.32	3.69	12.10	8.94	3.90	11.62	8.58	4.06	10.66	7.87	4.41
	30	22	13.44	10.29	3.37	13.37	10.24	3.80	12.83	9.82	4.01	12.31	9.43	4.18	11.30	8.65	4.54
	32	24	14.05	11.21	3.46	13.97	11.15	3.91	13.40	10.70	4.13	12.87	10.27	4.30	11.81	9.43	4.67
H	20	14	10.83	6.90	2.91	10.77	6.87	3.28	10.33	6.59	3.47	9.92	6.32	3.61	9.14	5.83	3.92
	23	16	11.47	7.84	3.05	11.41	7.80	3.44	10.95	7.48	3.64	10.51	7.19	3.79	9.69	6.62	4.11
	26	18	11.93	8.51	3.14	11.87	8.46	3.54	11.39	8.12	3.74	10.93	7.79	3.90	10.08	7.18	4.23
	27	19	12.17	8.81	3.15	12.11	8.77	3.56	11.62	8.41	3.76	11.15	8.07	3.92	10.28	7.44	4.25
	30	22	12.90	9.71	3.25	12.83	9.66	3.67	12.31	9.27	3.87	11.82	8.90	4.03	10.90	8.20	4.38
	32	24	13.48	10.61	3.34	13.41	10.56	3.77	12.87	10.13	3.99	12.35	9.72	4.15	11.39	8.96	4.51
M	20	14	10.28	6.36	2.78	10.23	6.33	3.13	9.81	6.07	3.31	9.42	5.83	3.45	8.68	5.37	3.74
	23	16	10.90	7.27	2.91	10.84	7.23	3.29	10.40	6.94	3.47	9.99	6.66	3.62	9.21	6.14	3.92
	26	18	11.34	7.91	3.00	11.28	7.87	3.38	10.82	7.55	3.57	10.39	7.25	3.72	9.57	6.68	4.04
	27	19	11.56	8.21	3.01	11.50	8.16	3.40	11.04	7.83	3.59	10.59	7.52	3.74	9.77	6.93	4.06
	30	22	12.26	9.07	3.10	12.19	9.02	3.50	11.70	8.65	3.70	11.23	8.31	3.85	10.35	7.66	4.18
	32	24	12.81	9.94	3.19	12.74	9.89	3.60	12.22	9.48	3.81	11.74	9.10	3.97	10.82	8.39	4.30
L	20	14	9.46	5.68	2.71	9.41	5.65	3.05	9.03	5.42	3.23	8.67	5.20	3.36	7.99	4.79	3.65
	23	16	10.03	6.53	2.84	9.98	6.49	3.20	9.57	6.23	3.39	9.19	5.98	3.53	8.47	5.51	3.83
	26	18	10.43	7.12	2.92	10.38	7.09	3.30	9.95	6.80	3.48	9.56	6.53	3.63	8.81	6.02	3.94
	27	19	10.64	7.40	2.94	10.58	7.36	3.31	10.15	7.06	3.50	9.75	6.78	3.65	8.98	6.25	3.96
	30	22	11.28	8.20	3.02	11.22	8.16	3.41	10.76	7.82	3.61	10.33	7.51	3.76	9.52	6.92	4.07
	32	24	11.78	9.01	3.11	11.72	8.97	3.51	11.25	8.60	3.71	10.80	8.26	3.87	9.95	7.61	4.19

Heating

Fan speed	Outdoor air temperature °C		Indoor dry bulb temperature °C									
			16		18		20		22		24	
	DB	WB	TC	PI	TC	PI	TC	PI	TC	PI	TC	PI
			kW	kW	kW	kW	kW	kW	kW	kW	kW	kW
Turbo	-10	-11	9.77	3.53	9.27	3.63	8.85	3.76	8.48	3.88	8.16	4.01
	-5	-5.6	10.29	3.43	9.75	3.53	9.32	3.65	8.93	3.77	8.59	3.90
	0	-0.7	11.18	3.48	10.60	3.58	10.13	3.70	9.71	3.83	9.33	3.96
	7	6	14.91	3.76	14.14	3.86	13.50	4.00	12.94	4.13	12.45	4.27
	10	8	15.66	3.87	14.84	3.98	14.18	4.12	13.59	4.26	13.07	4.40
H	-10	-11	9.51	3.51	9.02	3.61	8.61	3.74	8.26	3.87	7.94	3.99
	-5	-5.6	10.01	3.41	9.49	3.51	9.06	3.63	8.69	3.75	8.36	3.88
	0	-0.7	10.88	3.46	10.32	3.56	9.85	3.69	9.45	3.81	9.08	3.94
	7	6	14.51	3.74	13.75	3.85	13.14	3.98	12.59	4.11	12.11	4.25
	10	8	15.23	3.85	14.44	3.96	13.79	4.10	13.22	4.24	12.72	4.38
M	-10	-11	9.21	3.57	8.73	3.67	8.33	3.80	7.99	3.92	7.68	4.05
	-5	-5.6	9.69	3.46	9.19	3.56	8.77	3.69	8.41	3.81	8.09	3.94
	0	-0.7	10.53	3.52	9.99	3.61	9.54	3.74	9.14	3.87	8.79	4.00
	7	6	14.04	3.80	13.31	3.90	12.72	4.04	12.19	4.18	11.72	4.32
	10	8	14.75	3.91	13.98	4.02	13.35	4.16	12.80	4.30	12.31	4.44
L	-10	-11	8.75	3.68	8.29	3.78	7.92	3.92	7.59	4.05	7.30	4.18
	-5	-5.6	9.21	3.57	8.73	3.67	8.33	3.80	7.99	3.93	7.68	4.06
	0	-0.7	10.01	3.63	9.49	3.73	9.06	3.86	8.69	3.99	8.35	4.12
	7	6	13.34	3.92	12.65	4.03	12.08	4.17	11.58	4.31	11.14	4.45
	10	8	14.01	4.03	13.28	4.15	12.68	4.29	12.16	4.44	11.69	4.58

GUD140T1/A-S Cooling

Fan speed	Indoor air temperature °C		Outdoor dry bulb temperature °C														
			25			30			35			40			46		
	DB	WB	TC	SHC	PI	TC	SHC	PI	TC	SHC	PI	TC	SHC	PI	TC	SHC	PI
			kW	kW	kW	kW	kW	kW	kW	kW	kW	kW	kW	kW	kW	kW	kW
Turbo	20	14	12.49	8.68	3.55	12.42	8.64	4.01	11.92	8.29	4.24	11.44	7.95	4.41	10.50	7.30	4.79
	24	17	13.24	9.71	3.73	13.17	9.66	4.21	12.63	9.27	4.45	12.13	8.90	4.63	11.13	8.17	5.02
	26	18	13.77	10.44	3.84	13.69	10.39	4.33	13.14	9.97	4.58	12.61	9.57	4.77	11.57	8.78	5.17
	27	19	14.04	10.78	3.86	13.97	10.73	4.35	13.40	10.29	4.60	12.86	9.88	4.79	11.80	9.06	5.20
	30	22	14.88	11.79	3.97	14.81	11.73	4.48	14.20	11.25	4.74	13.64	10.80	4.93	12.51	9.91	5.35
	32	24	15.55	12.77	4.09	15.47	12.70	4.61	14.84	12.18	4.87	14.25	11.70	5.08	13.07	10.73	5.51
H	20	14	11.99	8.09	3.43	11.93	8.05	3.87	11.44	7.72	4.09	10.98	7.41	4.26	10.12	6.83	4.62
	23	16	12.71	9.10	3.60	12.64	9.05	4.06	12.13	8.69	4.29	11.64	8.34	4.47	10.73	7.69	4.85
	26	18	13.22	9.81	3.70	13.15	9.76	4.18	12.61	9.36	4.42	12.11	8.99	4.60	11.16	8.29	4.99
	27	19	13.48	10.14	3.72	13.41	10.09	4.20	12.86	9.68	4.44	12.35	9.29	4.62	11.38	8.57	5.02
	30	22	14.29	11.12	3.83	14.21	11.06	4.32	13.64	10.61	4.57	13.09	10.19	4.76	12.07	9.39	5.16
	32	24	14.93	12.08	3.94	14.85	12.02	4.45	14.25	11.53	4.70	13.68	11.07	4.90	12.61	10.20	5.31

U-MATCH SERIES AIR CONDITIONERS

Fan speed	Indoor air temperature °C		Outdoor dry bulb temperature °C														
			25			30			35			40			46		
	DB	WB	TC	SHC	PI	TC	SHC	PI	TC	SHC	PI	TC	SHC	PI	TC	SHC	PI
M	20	14	11.39	7.46	3.27	11.33	7.42	3.70	10.87	7.12	3.90	10.43	6.84	4.07	9.62	6.30	4.41
	23	16	12.07	8.44	3.43	12.01	8.39	3.88	11.52	8.05	4.10	11.06	7.73	4.27	10.19	7.13	4.63
	26	18	12.56	9.13	3.53	12.49	9.08	3.99	11.98	8.71	4.22	11.50	8.36	4.39	10.60	7.71	4.76
	27	19	12.81	9.44	3.55	12.74	9.39	4.01	12.22	9.01	4.24	11.73	8.65	4.41	10.81	7.98	4.79
	30	22	13.57	10.38	3.66	13.50	10.33	4.13	12.95	9.91	4.36	12.44	9.51	4.54	11.46	8.77	4.93
	32	24	14.19	11.31	3.76	14.11	11.25	4.25	13.54	10.79	4.49	13.00	10.36	4.68	11.98	9.55	5.07
L	20	14	10.48	6.66	3.19	10.42	6.63	3.60	10.00	6.36	3.81	9.60	6.10	3.96	8.85	5.63	4.30
	23	16	11.11	7.57	3.35	11.05	7.53	3.78	10.60	7.23	3.99	10.18	6.94	4.16	9.38	6.40	4.51
	26	18	11.55	8.22	3.45	11.49	8.18	3.89	11.02	7.84	4.11	10.58	7.53	4.28	9.75	6.94	4.64
	27	19	11.78	8.52	3.46	11.72	8.47	3.91	11.24	8.13	4.13	10.79	7.80	4.30	9.95	7.19	4.67
	30	22	12.49	9.39	3.56	12.42	9.34	4.02	11.92	8.96	4.25	11.44	8.60	4.43	10.55	7.93	4.81
	32	24	13.05	10.26	3.67	12.98	10.20	4.14	12.45	9.79	4.38	11.96	9.40	4.56	11.02	8.66	4.95

Heating

Fan speed	Outdoor air temperature °C		Indoor dry bulb temperature °C									
			16		18		20		22		24	
	DB	WB	TC	PI	TC	PI	TC	PI	TC	PI	TC	PI
Turbo	-10	-11	11.22	4.15	10.64	4.27	10.16	4.42	9.74	4.56	9.37	4.72
	-5	-5.6	11.81	4.03	11.20	4.14	10.70	4.29	10.25	4.43	9.86	4.58
	0	-0.7	12.84	4.09	12.17	4.20	11.63	4.35	11.15	4.50	10.72	4.65
	7	6	17.12	4.42	16.23	4.54	15.50	4.70	14.86	4.86	14.29	5.02
	10	8	17.98	4.55	17.04	4.68	16.28	4.84	15.60	5.00	15.00	5.17
H	-10	-11	10.92	4.13	10.35	4.25	9.89	4.39	9.48	4.54	9.11	4.69
	-5	-5.6	11.49	4.01	10.90	4.12	10.41	4.27	9.98	4.41	9.59	4.56
	0	-0.7	12.49	4.07	11.84	4.18	11.31	4.33	10.84	4.48	10.43	4.63
	7	6	16.66	4.40	15.79	4.52	15.08	4.68	14.46	4.83	13.90	5.00
	10	8	17.49	4.53	16.58	4.65	15.84	4.82	15.18	4.98	14.60	5.15
M	-10	-11	10.57	4.19	10.02	4.31	9.57	4.46	9.18	4.61	8.82	4.76
	-5	-5.6	11.13	4.07	10.55	4.18	10.07	4.33	9.66	4.48	9.29	4.63
	0	-0.7	12.09	4.13	11.47	4.25	10.95	4.40	10.50	4.54	10.09	4.69
	7	6	16.13	4.46	15.29	4.59	14.60	4.75	14.00	4.91	13.46	5.07
	10	8	16.93	4.60	16.05	4.72	15.33	4.89	14.70	5.05	14.13	5.22
L	-10	-11	10.04	4.32	9.52	4.44	9.09	4.60	8.72	4.75	8.38	4.91
	-5	-5.6	10.57	4.20	10.02	4.32	9.57	4.47	9.18	4.62	8.82	4.77
	0	-0.7	11.49	4.26	10.89	4.38	10.40	4.53	9.97	4.69	9.59	4.84
	7	6	15.32	4.60	14.52	4.73	13.87	4.90	13.30	5.06	12.79	5.23
	10	8	16.09	4.74	15.25	4.87	14.56	5.04	13.96	5.21	13.43	5.39

GUD160T1/A-S
Cooling

Fan speed	Indoor air temperature °C		Outdoor dry bulb temperature °C														
			25			30			35			40			46		
	DB	WB	TC	SHC	PI	TC	SHC	PI	TC	SHC	PI	TC	SHC	PI	TC	SHC	PI
Turbo	20	14	13.51	8.26	4.09	13.44	8.22	4.62	12.90	7.89	4.88	12.38	7.57	5.09	11.36	6.95	5.52
	24	17	14.32	9.46	4.29	14.25	9.41	4.85	13.67	9.03	5.12	13.12	8.67	5.34	12.04	7.95	5.79
	26	18	14.90	10.31	4.42	14.82	10.26	4.99	14.22	9.84	5.27	13.65	9.45	5.49	12.52	8.67	5.96
	27	19	15.19	10.70	4.44	15.11	10.64	5.02	14.50	10.21	5.30	13.92	9.80	5.52	12.77	8.99	5.99
	30	22	16.11	11.84	4.57	16.02	11.77	5.16	15.37	11.29	5.46	14.76	10.84	5.68	13.54	9.95	6.17
	32	24	16.83	12.99	4.71	16.74	12.92	5.32	16.06	12.39	5.62	15.42	11.90	5.85	14.15	10.92	6.35
H	20	14	12.97	7.69	3.95	12.90	7.65	4.46	12.38	7.34	4.71	11.88	7.05	4.91	10.95	6.50	5.32
	23	16	13.75	8.86	4.14	13.68	8.82	4.68	13.12	8.46	4.94	12.60	8.12	5.15	11.61	7.48	5.59
	26	18	14.30	9.69	4.27	14.23	9.64	4.82	13.65	9.25	5.09	13.10	8.88	5.30	12.08	8.18	5.75
	27	19	14.59	10.07	4.29	14.51	10.01	4.84	13.92	9.61	5.11	13.36	9.22	5.33	12.32	8.50	5.78
	30	22	15.46	11.17	4.41	15.38	11.11	4.98	14.76	10.66	5.26	14.17	10.23	5.48	13.06	9.43	5.95
	32	24	16.16	12.29	4.54	16.07	12.23	5.13	15.42	11.73	5.42	14.80	11.26	5.64	13.64	10.38	6.12
M	20	14	12.32	7.09	3.77	12.26	7.05	4.26	11.76	6.76	4.50	11.29	6.49	4.69	10.41	5.98	5.08
	23	16	13.06	8.21	3.96	12.99	8.17	4.47	12.47	7.84	4.72	11.97	7.52	4.92	11.03	6.94	5.33
	26	18	13.59	9.01	4.07	13.51	8.96	4.60	12.96	8.60	4.86	12.45	8.25	5.06	11.47	7.61	5.49
	27	19	13.86	9.37	4.09	13.78	9.32	4.62	13.22	8.94	4.88	12.70	8.59	5.09	11.70	7.91	5.52
	30	22	14.69	10.43	4.21	14.61	10.37	4.76	14.02	9.95	5.03	13.46	9.55	5.23	12.40	8.81	5.68
	32	24	15.35	11.51	4.34	15.27	11.45	4.90	14.65	10.99	5.17	14.06	10.55	5.39	12.96	9.72	5.85
L	20	14	11.34	6.32	3.68	11.28	6.28	4.15	10.82	6.03	4.39	10.39	5.79	4.57	9.57	5.33	4.96
	23	16	12.02	7.37	3.86	11.95	7.33	4.35	11.47	7.03	4.60	11.01	6.75	4.79	10.15	6.22	5.20
	26	18	12.50	8.11	3.97	12.43	8.07	4.48	11.93	7.74	4.74	11.45	7.43	4.93	10.55	6.85	5.35
	27	19	12.75	8.45	3.99	12.68	8.40	4.50	12.17	8.06	4.76	11.68	7.74	4.96	10.77	7.13	5.38
	30	22	13.51	9.43	4.11	13.44	9.38	4.64	12.90	9.00	4.90	12.38	8.64	5.10	11.41	7.96	5.54
	32	24	14.12	10.45	4.23	14.05	10.39	4.77	13.48	9.97	5.04	12.94	9.57	5.25	11.93	8.82	5.70

Heating

Fan speed	Outdoor air temperature °C		Indoor dry bulb temperature °C									
			16		18		20		22		24	
	DB	WB	TC	PI	TC	PI	TC	PI	TC	PI	TC	PI
Turbo	-10	-11	12.31	5.03	11.67	5.17	11.14	5.36	10.68	5.54	10.27	5.72
	-5	-5.6	12.96	4.89	12.28	5.02	11.73	5.20	11.25	5.37	10.81	5.55
	0	-0.7	14.08	4.96	13.35	5.10	12.75	5.28	12.22	5.45	11.75	5.64
	7	6	18.78	5.36	17.80	5.51	17.00	5.70	16.30	5.89	15.67	6.09
	10	8	19.72	5.52	18.69	5.67	17.85	5.87	17.11	6.07	16.46	6.27
H	-10	-11	11.98	5.01	11.35	5.15	10.84	5.33	10.40	5.51	10.00	5.69
	-5	-5.6	12.61	4.86	11.95	5.00	11.41	5.17	10.94	5.35	10.52	5.53
	0	-0.7	13.70	4.94	12.99	5.07	12.41	5.25	11.89	5.43	11.44	5.61
	7	6	18.27	5.33	17.32	5.48	16.54	5.67	15.86	5.86	15.25	6.06
	10	8	19.18	5.49	18.19	5.64	17.37	5.84	16.65	6.04	16.01	6.24

U-MATCH SERIES AIR CONDITIONERS

Fan speed	Outdoor air temperature °C		Indoor dry bulb temperature °C									
			16		18		20		22		24	
	DB	WB	TC	PI	TC	PI	TC	PI	TC	PI	TC	PI
M	-10	-11	11.59	5.08	10.99	5.23	10.50	5.41	10.06	5.59	9.68	5.78
	-5	-5.6	12.20	4.94	11.57	5.07	11.05	5.25	10.59	5.43	10.19	5.61
	0	-0.7	13.26	5.01	12.57	5.15	12.01	5.33	11.51	5.51	11.07	5.69
	7	6	17.69	5.41	16.77	5.56	16.01	5.76	15.35	5.95	14.76	6.15
	10	8	18.57	5.57	17.60	5.73	16.81	5.93	16.12	6.13	15.50	6.33
L	-10	-11	11.01	5.24	10.44	5.39	9.97	5.58	9.56	5.77	9.19	5.96
	-5	-5.6	11.59	5.09	10.99	5.23	10.50	5.42	10.06	5.60	9.68	5.79
	0	-0.7	12.60	5.17	11.95	5.31	11.41	5.50	10.94	5.68	10.52	5.87
	7	6	16.80	5.58	15.93	5.74	15.21	5.94	14.58	6.14	14.02	6.34
	10	8	17.64	5.75	16.72	5.91	15.97	6.12	15.31	6.32	14.72	6.53

Symbols:

DB: Dry bulb temperature

WB: Wet bulb temperature

TC: Total cooling(heating) capacity

SHC: Sensible heat capacity

PI: Power input (compressor + indoor fan motor + outdoor fan motor)

1. The above data are based on the following conditions.

—	Power Supply	Equivalent Piping Length
Indoor	230V ~50Hz	Standard Piping Length

2. Capacities are net, including a deduction for cooling (an addition for heating) for indoor fan motor heat.

6.1.2 Duct Type

GUD35P1/A-S & GUD35PS1/A-S

Cooling

Fan speed	Indoor air temperature °C		Outdoor dry bulb temperature °C														
			25			30			35			40			46		
	DB	WB	TC	SHC	PI	TC	SHC	PI	TC	SHC	PI	TC	SHC	PI	TC	SHC	PI
Turbo	20	14	3.26	2.47	0.80	3.24	2.45	0.90	3.11	2.35	0.95	2.99	2.26	0.99	2.74	2.08	1.07
	24	17	3.46	2.72	0.83	3.44	2.71	0.94	3.30	2.60	1.00	3.17	2.49	1.04	2.91	2.29	1.13
	26	18	3.60	2.90	0.86	3.58	2.89	0.97	3.43	2.77	1.02	3.29	2.66	1.07	3.02	2.44	1.16
	27	19	3.67	2.99	0.86	3.65	2.97	0.97	3.50	2.85	1.03	3.36	2.74	1.07	3.08	2.51	1.16
	30	22	3.89	3.24	0.89	3.87	3.22	1.00	3.71	3.09	1.06	3.56	2.97	1.10	3.27	2.73	1.20
	32	24	4.06	3.48	0.92	4.04	3.46	1.03	3.88	3.32	1.09	3.72	3.19	1.14	3.42	2.93	1.23
H	20	14	3.13	2.30	0.77	3.11	2.29	0.87	2.99	2.20	0.92	2.87	2.11	0.95	2.64	1.94	1.03
	23	16	3.32	2.55	0.81	3.30	2.54	0.91	3.17	2.43	0.96	3.04	2.34	1.00	2.80	2.16	1.09
	26	18	3.45	2.73	0.83	3.43	2.71	0.94	3.29	2.60	0.99	3.16	2.50	1.03	2.91	2.30	1.12
	27	19	3.52	2.81	0.83	3.50	2.79	0.94	3.36	2.68	0.99	3.23	2.57	1.04	2.97	2.37	1.12
	30	22	3.73	3.06	0.86	3.71	3.04	0.97	3.56	2.92	1.02	3.42	2.80	1.07	3.15	2.58	1.16
	32	24	3.90	3.29	0.88	3.88	3.27	1.00	3.72	3.14	1.05	3.57	3.02	1.10	3.29	2.78	1.19
M	20	14	2.97	2.12	0.73	2.96	2.11	0.83	2.84	2.03	0.87	2.73	1.95	0.91	2.51	1.79	0.99
	23	16	3.15	2.36	0.77	3.14	2.35	0.87	3.01	2.26	0.92	2.89	2.17	0.96	2.66	2.00	1.04
	26	18	3.28	2.54	0.79	3.26	2.52	0.89	3.13	2.42	0.94	3.00	2.32	0.98	2.77	2.14	1.07
	27	19	3.34	2.62	0.80	3.33	2.60	0.90	3.19	2.50	0.95	3.06	2.40	0.99	2.82	2.21	1.07
	30	22	3.55	2.85	0.82	3.53	2.84	0.92	3.38	2.72	0.98	3.25	2.61	1.02	2.99	2.41	1.10

Fan speed	Indoor air temperature °C		Outdoor dry bulb temperature °C														
			25			30			35			40			46		
	DB	WB	TC	SHC	PI	TC	SHC	PI	TC	SHC	PI	TC	SHC	PI	TC	SHC	PI
L	20	14	2.74	1.90	0.71	2.72	1.89	0.81	2.61	1.81	0.85	2.51	1.74	0.89	2.31	1.60	0.96
	23	16	2.90	2.12	0.75	2.89	2.11	0.85	2.77	2.03	0.89	2.66	1.95	0.93	2.45	1.79	1.01
	26	18	3.02	2.28	0.77	3.00	2.27	0.87	2.88	2.18	0.92	2.76	2.09	0.96	2.55	1.93	1.04
	27	19	3.08	2.36	0.78	3.06	2.35	0.88	2.94	2.25	0.92	2.82	2.16	0.96	2.60	1.99	1.05
	30	22	3.26	2.58	0.80	3.24	2.57	0.90	3.11	2.46	0.95	2.99	2.36	0.99	2.75	2.18	1.08
	32	24	3.41	2.79	0.82	3.39	2.78	0.93	3.25	2.67	0.98	3.12	2.56	1.02	2.88	2.36	1.11

Heating

Fan speed	Outdoor air temperature °C		Indoor dry bulb temperature °C											
			16		18		20		22		24			
	DB	WB	TC	PI	TC	PI	TC	PI	TC	PI	TC	PI		
Turbo	-10	-11	2.90	0.88	2.75	0.91	2.62	0.94	2.51	0.97	2.42	1.00		
	-5	-5.6	3.05	0.86	2.89	0.88	2.76	0.91	2.65	0.94	2.54	0.97		
	0	-0.7	3.31	0.87	3.14	0.89	3.00	0.93	2.88	0.96	2.77	0.99		
	7	6	4.42	0.94	4.19	0.97	4.00	1.00	3.84	1.03	3.69	1.07		
	10	8	4.64	0.97	4.40	1.00	4.20	1.03	4.03	1.06	3.87	1.10		
H	-10	-11	2.82	0.88	2.67	0.90	2.55	0.93	2.45	0.97	2.35	1.00		
	-5	-5.6	2.97	0.85	2.81	0.88	2.69	0.91	2.57	0.94	2.48	0.97		
	0	-0.7	3.22	0.87	3.06	0.89	2.92	0.92	2.80	0.95	2.69	0.98		
	7	6	4.30	0.94	4.08	0.96	3.89	1.00	3.73	1.03	3.59	1.06		
	10	8	4.51	0.96	4.28	0.99	4.09	1.02	3.92	1.06	3.77	1.09		
M	-10	-11	2.73	0.89	2.59	0.92	2.47	0.95	2.37	0.98	2.28	1.01		
	-5	-5.6	2.87	0.87	2.72	0.89	2.60	0.92	2.49	0.95	2.40	0.98		
	0	-0.7	3.12	0.88	2.96	0.90	2.83	0.94	2.71	0.97	2.60	1.00		
	7	6	4.16	0.95	3.94	0.98	3.77	1.01	3.61	1.04	3.47	1.08		
	10	8	4.37	0.98	4.14	1.01	3.96	1.04	3.79	1.08	3.65	1.11		
L	-10	-11	2.59	0.92	2.46	0.95	2.35	0.98	2.25	1.01	2.16	1.05		
	-5	-5.6	2.73	0.89	2.59	0.92	2.47	0.95	2.37	0.98	2.28	1.01		
	0	-0.7	2.96	0.91	2.81	0.93	2.68	0.96	2.57	1.00	2.47	1.03		
	7	6	3.95	0.98	3.75	1.01	3.58	1.04	3.43	1.08	3.30	1.11		
	10	8	4.15	1.01	3.94	1.04	3.76	1.07	3.60	1.11	3.46	1.15		

U-MATCH SERIES AIR CONDITIONERS

GUD50P1/A-S & GUD50PS1/A-S Cooling

Fan speed	Indoor air temperature °C		Outdoor dry bulb temperature °C														
			25			30			35			40			46		
	DB	WB	TC	SHC	PI	TC	SHC	PI	TC	SHC	PI	TC	SHC	PI	TC	SHC	PI
Turbo	20	14	4.66	3.19	1.14	4.64	3.17	1.28	4.45	3.05	1.35	4.27	2.92	1.41	3.92	2.68	1.53
	24	17	4.94	3.58	1.19	4.91	3.56	1.34	4.71	3.42	1.42	4.53	3.28	1.48	4.15	3.01	1.61
	26	18	5.14	3.85	1.23	5.11	3.83	1.38	4.90	3.68	1.46	4.71	3.53	1.52	4.32	3.24	1.65
	27	19	5.24	3.98	1.23	5.21	3.96	1.39	5.00	3.80	1.47	4.80	3.65	1.53	4.40	3.35	1.66
	30	22	5.55	4.36	1.27	5.52	4.34	1.43	5.30	4.16	1.51	5.09	3.99	1.58	4.67	3.66	1.71
	32	24	5.80	4.73	1.31	5.77	4.70	1.47	5.54	4.51	1.56	5.32	4.33	1.62	4.88	3.97	1.76
H	20	14	4.47	2.97	1.10	4.45	2.96	1.24	4.27	2.84	1.31	4.10	2.73	1.36	3.78	2.51	1.48
	23	16	4.74	3.35	1.15	4.72	3.34	1.30	4.52	3.20	1.37	4.34	3.07	1.43	4.00	2.83	1.55
	26	18	4.93	3.62	1.18	4.91	3.60	1.34	4.71	3.46	1.41	4.52	3.32	1.47	4.16	3.06	1.59
	27	19	5.03	3.75	1.19	5.00	3.73	1.34	4.80	3.58	1.42	4.61	3.43	1.48	4.25	3.16	1.60
	30	22	5.33	4.11	1.22	5.30	4.09	1.38	5.09	3.92	1.46	4.88	3.77	1.52	4.50	3.47	1.65
	32	24	5.57	4.47	1.26	5.54	4.45	1.42	5.32	4.27	1.50	5.10	4.10	1.57	4.71	3.78	1.70
M	20	14	4.25	2.74	1.05	4.23	2.73	1.18	4.06	2.62	1.25	3.89	2.51	1.30	3.59	2.32	1.41
	23	16	4.50	3.11	1.10	4.48	3.09	1.24	4.30	2.97	1.31	4.13	2.85	1.36	3.80	2.63	1.48
	26	18	4.68	3.37	1.13	4.66	3.35	1.28	4.47	3.21	1.35	4.29	3.09	1.40	3.96	2.84	1.52
	27	19	4.78	3.49	1.14	4.75	3.47	1.28	4.56	3.33	1.35	4.38	3.20	1.41	4.04	2.95	1.53
	30	22	5.07	3.84	1.17	5.04	3.82	1.32	4.83	3.66	1.39	4.64	3.52	1.45	4.28	3.24	1.58
	32	24	5.29	4.19	1.20	5.27	4.17	1.36	5.05	4.00	1.43	4.85	3.84	1.49	4.47	3.54	1.62
L	20	14	3.91	2.45	1.02	3.89	2.44	1.15	3.73	2.34	1.22	3.58	2.24	1.27	3.30	2.07	1.37
	23	16	4.14	2.79	1.07	4.12	2.78	1.21	3.95	2.66	1.28	3.80	2.56	1.33	3.50	2.36	1.44
	26	18	4.31	3.03	1.10	4.29	3.02	1.24	4.11	2.89	1.31	3.95	2.78	1.37	3.64	2.56	1.48
	27	19	4.40	3.14	1.11	4.37	3.13	1.25	4.20	3.00	1.32	4.03	2.88	1.37	3.71	2.66	1.49
	30	22	4.66	3.47	1.14	4.64	3.45	1.29	4.45	3.31	1.36	4.27	3.18	1.42	3.94	2.93	1.54
	32	24	4.87	3.80	1.17	4.84	3.78	1.32	4.65	3.63	1.40	4.46	3.48	1.46	4.11	3.21	1.58

Heating

Fan speed	Outdoor air temperature °C		Indoor dry bulb temperature °C									
			16		18		20		22		24	
	DB	WB	TC	PI	TC	PI	TC	PI	TC	PI	TC	PI
Turbo	-10	-11	4.05	1.41	3.84	1.45	3.67	1.50	3.52	1.55	3.38	1.61
	-5	-5.6	4.27	1.37	4.05	1.41	3.86	1.46	3.70	1.51	3.56	1.56
	0	-0.7	4.64	1.39	4.40	1.43	4.20	1.48	4.03	1.53	3.87	1.58
	7	6	6.19	1.50	5.86	1.55	5.60	1.60	5.37	1.65	5.16	1.71
	10	8	6.49	1.55	6.16	1.59	5.88	1.65	5.64	1.70	5.42	1.76
H	-10	-11	3.95	1.41	3.74	1.45	3.57	1.50	3.42	1.55	3.29	1.60
	-5	-5.6	4.15	1.36	3.94	1.40	3.76	1.45	3.60	1.50	3.47	1.55
	0	-0.7	4.51	1.39	4.28	1.42	4.09	1.47	3.92	1.52	3.77	1.57
	7	6	6.02	1.50	5.71	1.54	5.45	1.59	5.22	1.65	5.02	1.70
	10	8	6.32	1.54	5.99	1.58	5.72	1.64	5.49	1.69	5.27	1.75

Fan speed	Outdoor air temperature °C		Indoor dry bulb temperature °C									
			16		18		20		22		24	
	DB	WB	TC	PI	TC	PI	TC	PI	TC	PI	TC	PI
M	-10	-11	3.82	1.43	3.62	1.47	3.46	1.52	3.31	1.57	3.19	1.62
	-5	-5.6	4.02	1.39	3.81	1.42	3.64	1.47	3.49	1.52	3.36	1.57
	0	-0.7	4.37	1.41	4.14	1.45	3.96	1.50	3.79	1.55	3.65	1.60
	7	6	5.83	1.52	5.52	1.56	5.27	1.62	5.06	1.67	4.86	1.73
	10	8	6.12	1.56	5.80	1.61	5.54	1.66	5.31	1.72	5.11	1.78
L	-10	-11	3.63	1.47	3.44	1.51	3.28	1.57	3.15	1.62	3.03	1.67
	-5	-5.6	3.82	1.43	3.62	1.47	3.46	1.52	3.31	1.57	3.19	1.62
	0	-0.7	4.15	1.45	3.94	1.49	3.76	1.54	3.60	1.59	3.46	1.65
	7	6	5.53	1.57	5.25	1.61	5.01	1.67	4.80	1.72	4.62	1.78
	10	8	5.81	1.61	5.51	1.66	5.26	1.72	5.04	1.77	4.85	1.83

GUD71PH1/A-S & GUD71PHS1/A-S
Cooling

Fan speed	Indoor air temperature °C		Outdoor dry bulb temperature °C														
			25			30			35			40			46		
	DB	WB	TC	SHC	PI	TC	SHC	PI	TC	SHC	PI	TC	SHC	PI	TC	SHC	PI
Turbo	20	14	6.62	5.10	1.48	6.58	5.07	1.67	6.31	4.87	1.77	6.06	4.67	1.84	5.56	4.29	2.00
	24	17	7.01	5.61	1.56	6.98	5.58	1.76	6.69	5.35	1.86	6.43	5.14	1.93	5.90	4.71	2.10
	26	18	7.29	5.97	1.60	7.26	5.94	1.81	6.96	5.70	1.91	6.68	5.47	1.99	6.13	5.02	2.16
	27	19	7.44	6.14	1.61	7.40	6.11	1.82	7.10	5.86	1.92	6.82	5.63	2.00	6.25	5.16	2.17
	30	22	7.89	6.65	1.66	7.84	6.62	1.87	7.53	6.35	1.98	7.23	6.09	2.06	6.63	5.59	2.23
	32	24	8.24	7.13	1.71	8.20	7.09	1.93	7.86	6.80	2.03	7.55	6.53	2.12	6.93	5.99	2.30
H	20	14	6.35	4.76	1.43	6.32	4.73	1.62	6.06	4.54	1.71	5.82	4.36	1.78	5.36	4.02	1.93
	23	16	6.73	5.26	1.50	6.70	5.23	1.69	6.43	5.02	1.79	6.17	4.82	1.87	5.69	4.44	2.02
	26	18	7.00	5.61	1.55	6.97	5.58	1.74	6.68	5.35	1.84	6.42	5.14	1.92	5.91	4.74	2.08
	27	19	7.14	5.78	1.55	7.10	5.75	1.75	6.82	5.51	1.85	6.54	5.29	1.93	6.03	4.88	2.09
	30	22	7.57	6.27	1.60	7.53	6.24	1.80	7.22	5.99	1.91	6.94	5.75	1.99	6.39	5.30	2.15
M	20	14	6.03	4.39	1.37	6.00	4.37	1.54	5.76	4.19	1.63	5.53	4.02	1.70	5.10	3.71	1.84
	23	16	6.40	4.88	1.43	6.36	4.85	1.62	6.10	4.65	1.71	5.86	4.47	1.78	5.40	4.12	1.93
	26	18	6.65	5.22	1.48	6.62	5.19	1.67	6.35	4.98	1.76	6.09	4.78	1.83	5.62	4.41	1.99
	27	19	6.79	5.38	1.48	6.75	5.35	1.67	6.48	5.13	1.77	6.22	4.93	1.84	5.73	4.54	2.00
	30	22	7.19	5.86	1.53	7.15	5.83	1.72	6.86	5.59	1.82	6.59	5.37	1.90	6.07	4.95	2.06
	32	24	7.52	6.31	1.57	7.48	6.28	1.77	7.17	6.02	1.87	6.89	5.78	1.95	6.35	5.33	2.12
L	20	14	5.55	3.92	1.33	5.52	3.90	1.50	5.30	3.75	1.59	5.09	3.60	1.65	4.69	3.31	1.80
	23	16	5.88	4.38	1.40	5.85	4.36	1.58	5.62	4.18	1.67	5.39	4.01	1.74	4.97	3.70	1.88
	26	18	6.12	4.70	1.44	6.09	4.67	1.62	5.84	4.48	1.72	5.61	4.31	1.79	5.17	3.97	1.94
	27	19	6.24	4.85	1.45	6.21	4.82	1.63	5.96	4.63	1.72	5.72	4.44	1.80	5.27	4.10	1.95
	30	22	6.62	5.29	1.49	6.58	5.27	1.68	6.31	5.05	1.77	6.06	4.85	1.85	5.59	4.47	2.01
32	24	6.91	5.72	1.53	6.88	5.69	1.73	6.60	5.46	1.83	6.34	5.24	1.90	5.84	4.83	2.06	

U-MATCH SERIES AIR CONDITIONERS

Heating

Fan speed	Outdoor air temperature °C		Indoor dry bulb temperature °C									
			16		18		20		22		24	
	DB	WB	TC	PI	TC	PI	TC	PI	TC	PI	TC	PI
			kW	kW	kW	kW	kW	kW	kW	kW	kW	kW
Turbo	-10	-11	5.79	1.77	5.49	1.82	5.24	1.88	5.03	1.94	4.83	2.01
	-5	-5.6	6.10	1.71	5.78	1.76	5.52	1.82	5.29	1.89	5.09	1.95
	0	-0.7	6.63	1.74	6.28	1.79	6.00	1.85	5.75	1.91	5.53	1.98
	7	6	8.84	1.88	8.38	1.93	8.00	2.00	7.67	2.07	7.38	2.14
	10	8	9.28	1.94	8.80	1.99	8.40	2.06	8.05	2.13	7.74	2.20
H	-10	-11	5.64	1.76	5.34	1.81	5.10	1.87	4.89	1.93	4.70	2.00
	-5	-5.6	5.93	1.71	5.62	1.75	5.37	1.82	5.15	1.88	4.95	1.94
	0	-0.7	6.45	1.73	6.11	1.78	5.84	1.84	5.60	1.90	5.38	1.97
	7	6	8.60	1.87	8.15	1.92	7.78	1.99	7.46	2.06	7.18	2.13
	10	8	9.03	1.93	8.56	1.98	8.17	2.05	7.84	2.12	7.53	2.19
M	-10	-11	5.46	1.78	5.17	1.83	4.94	1.90	4.74	1.96	4.55	2.03
	-5	-5.6	5.74	1.73	5.44	1.78	5.20	1.84	4.98	1.90	4.79	1.97
	0	-0.7	6.24	1.76	5.92	1.81	5.65	1.87	5.42	1.93	5.21	2.00
	7	6	8.32	1.90	7.89	1.95	7.53	2.02	7.22	2.09	6.95	2.16
	10	8	8.74	1.96	8.28	2.01	7.91	2.08	7.59	2.15	7.29	2.22
L	-10	-11	5.18	1.84	4.91	1.89	4.69	1.96	4.50	2.02	4.33	2.09
	-5	-5.6	5.46	1.79	5.17	1.84	4.94	1.90	4.74	1.96	4.55	2.03
	0	-0.7	5.93	1.81	5.62	1.86	5.37	1.93	5.15	1.99	4.95	2.06
	7	6	7.91	1.96	7.50	2.01	7.16	2.08	6.86	2.15	6.60	2.23
	10	8	8.30	2.02	7.87	2.07	7.52	2.15	7.21	2.22	6.93	2.29

GUD85PH1/A-S & GUD85PHS1/A-S Cooling

Fan speed	Indoor air temperature °C		Outdoor dry bulb temperature °C														
			25			30			35			40			46		
	DB	WB	TC	SHC	PI	TC	SHC	PI	TC	SHC	PI	TC	SHC	PI	TC	SHC	PI
			kW	kW	kW	kW	kW	kW	kW	kW	kW	kW	kW	kW	kW	kW	kW
Turbo	20	14	7.92	5.84	1.93	7.88	5.81	2.18	7.56	5.57	2.30	7.26	5.35	2.40	6.66	4.91	2.60
	24	17	8.40	6.47	2.03	8.35	6.44	2.29	8.01	6.17	2.42	7.69	5.93	2.52	7.06	5.44	2.73
	26	18	8.73	6.92	2.09	8.69	6.88	2.35	8.33	6.60	2.49	8.00	6.34	2.59	7.34	5.81	2.81
	27	19	8.91	7.13	2.10	8.86	7.09	2.37	8.50	6.80	2.50	8.16	6.53	2.60	7.49	5.99	2.83
	30	22	9.44	7.75	2.16	9.39	7.71	2.44	9.01	7.40	2.57	8.65	7.10	2.68	7.94	6.51	2.91
	32	24	9.87	8.34	2.22	9.81	8.30	2.51	9.42	7.96	2.65	9.04	7.64	2.76	8.29	7.01	2.99
H	20	14	7.60	5.45	1.86	7.56	5.42	2.10	7.26	5.20	2.22	6.97	4.99	2.31	6.42	4.60	2.51
	23	16	8.06	6.06	1.95	8.02	6.03	2.21	7.69	5.79	2.33	7.39	5.56	2.43	6.81	5.12	2.63
	26	18	8.38	6.50	2.01	8.34	6.46	2.27	8.00	6.20	2.40	7.68	5.95	2.50	7.08	5.49	2.71
	27	19	8.55	6.70	2.02	8.51	6.67	2.28	8.16	6.40	2.41	7.83	6.14	2.51	7.22	5.66	2.73
	30	22	9.06	7.31	2.08	9.02	7.27	2.35	8.65	6.98	2.48	8.30	6.70	2.59	7.65	6.17	2.81
	32	24	9.47	7.89	2.14	9.42	7.85	2.42	9.04	7.53	2.56	8.68	7.23	2.66	8.00	6.66	2.89

Fan speed	Indoor air temperature °C		Outdoor dry bulb temperature °C														
			25			30			35			40			46		
	DB	WB	TC	SHC	PI	TC	SHC	PI	TC	SHC	PI	TC	SHC	PI	TC	SHC	PI
M	20	14	7.22	5.03	1.78	7.19	5.00	2.01	6.89	4.80	2.12	6.62	4.61	2.21	6.10	4.24	2.40
	23	16	7.66	5.62	1.87	7.62	5.59	2.11	7.31	5.37	2.23	7.02	5.15	2.32	6.47	4.75	2.52
	26	18	7.96	6.04	1.92	7.92	6.01	2.17	7.60	5.77	2.29	7.30	5.54	2.39	6.73	5.10	2.59
	27	19	8.12	6.24	1.93	8.08	6.21	2.18	7.75	5.96	2.30	7.44	5.72	2.40	6.86	5.27	2.60
	30	22	8.61	6.82	1.99	8.57	6.79	2.24	8.22	6.51	2.37	7.89	6.25	2.47	7.27	5.76	2.68
	32	24	9.00	7.39	2.05	8.95	7.35	2.31	8.59	7.05	2.44	8.24	6.77	2.54	7.60	6.24	2.76
L	20	14	6.65	4.49	1.73	6.61	4.47	1.96	6.34	4.29	2.07	6.09	4.11	2.15	5.61	3.79	2.34
	23	16	7.05	5.05	1.82	7.01	5.02	2.05	6.72	4.82	2.17	6.45	4.63	2.26	5.95	4.26	2.45
	26	18	7.33	5.44	1.87	7.29	5.41	2.11	6.99	5.19	2.23	6.71	4.99	2.33	6.19	4.60	2.52
	27	19	7.47	5.63	1.88	7.43	5.60	2.12	7.13	5.37	2.24	6.85	5.16	2.34	6.31	4.75	2.54
	30	22	7.92	6.17	1.94	7.88	6.14	2.19	7.56	5.89	2.31	7.26	5.65	2.41	6.69	5.21	2.61
	32	24	8.28	6.70	1.99	8.23	6.66	2.25	7.90	6.39	2.38	7.58	6.14	2.48	6.99	5.66	2.69

Heating

Fan speed	Outdoor air temperature °C		Indoor dry bulb temperature °C									
			16		18		20		22		24	
	DB	WB	TC	PI	TC	PI	TC	PI	TC	PI	TC	PI
Turbo	-10	-11	6.15	1.99	5.83	2.04	5.57	2.11	5.34	2.18	5.14	2.26
	-5	-5.6	6.48	1.93	6.14	1.98	5.87	2.05	5.62	2.12	5.41	2.19
	0	-0.7	7.04	1.96	6.68	2.01	6.38	2.08	6.11	2.15	5.88	2.23
	7	6	9.39	2.11	8.90	2.17	8.50	2.25	8.15	2.33	7.84	2.40
	10	8	9.86	2.18	9.35	2.24	8.93	2.32	8.56	2.40	8.23	2.48
H	-10	-11	5.99	1.98	5.68	2.03	5.42	2.10	5.20	2.17	5.00	2.25
	-5	-5.6	6.30	1.92	5.98	1.97	5.71	2.04	5.47	2.11	5.26	2.18
	0	-0.7	6.85	1.95	6.50	2.00	6.20	2.07	5.95	2.14	5.72	2.21
	7	6	9.14	2.10	8.66	2.16	8.27	2.24	7.93	2.31	7.62	2.39
	10	8	9.59	2.17	9.09	2.23	8.68	2.31	8.33	2.38	8.01	2.46
M	-10	-11	5.80	2.01	5.50	2.06	5.25	2.14	5.03	2.21	4.84	2.28
	-5	-5.6	6.10	1.95	5.78	2.00	5.52	2.07	5.30	2.14	5.09	2.21
	0	-0.7	6.63	1.98	6.29	2.03	6.00	2.10	5.76	2.17	5.54	2.25
	7	6	8.84	2.14	8.38	2.20	8.01	2.27	7.68	2.35	7.38	2.43
	10	8	9.29	2.20	8.80	2.26	8.41	2.34	8.06	2.42	7.75	2.50
L	-10	-11	5.51	2.07	5.22	2.13	4.99	2.20	4.78	2.28	4.60	2.35
	-5	-5.6	5.80	2.01	5.50	2.07	5.25	2.14	5.03	2.21	4.84	2.28
	0	-0.7	6.30	2.04	5.97	2.10	5.70	2.17	5.47	2.24	5.26	2.32
	7	6	8.40	2.20	7.96	2.26	7.61	2.34	7.29	2.42	7.01	2.50
	10	8	8.82	2.27	8.36	2.33	7.99	2.41	7.66	2.49	7.36	2.58

U-MATCH SERIES AIR CONDITIONERS

GUD100PH1/A-S & GUD100PHS1/A-S

Cooling

Fan speed	Indoor air temperature °C		Outdoor dry bulb temperature °C														
			25			30			35			40			46		
	DB	WB	TC	SHC	PI	TC	SHC	PI	TC	SHC	PI	TC	SHC	PI	TC	SHC	PI
Turbo	20	14	9.79	7.89	2.32	9.73	7.85	2.62	9.34	7.53	2.76	8.96	7.23	2.88	8.23	6.44	3.23
	24	17	10.37	8.62	2.43	10.32	8.57	2.74	9.90	8.22	2.90	9.50	7.89	3.02	8.72	7.06	3.39
	26	18	10.79	9.13	2.50	10.73	9.08	2.83	10.29	8.71	2.99	9.88	8.37	3.11	9.07	7.50	3.49
	27	19	11.00	9.38	2.52	10.94	9.33	2.84	10.50	8.95	3.00	10.08	8.59	3.12	9.25	7.72	3.50
	30	22	11.66	10.12	2.59	11.60	10.07	2.92	11.13	9.66	3.09	10.69	9.27	3.22	9.80	8.35	3.61
	32	24	12.19	10.80	2.67	12.12	10.74	3.01	11.63	10.31	3.18	11.17	9.89	3.31	10.25	8.93	3.71
H	20	14	9.39	7.36	2.24	9.34	7.32	2.52	8.96	7.03	2.67	8.61	6.75	2.78	7.93	6.03	3.11
	23	16	9.96	8.08	2.35	9.90	8.03	2.65	9.50	7.71	2.80	9.12	7.40	2.91	8.41	6.65	3.27
	26	18	10.36	8.58	2.41	10.30	8.54	2.73	9.88	8.19	2.88	9.49	7.86	3.00	8.74	7.09	3.36
	27	19	10.56	8.82	2.43	10.51	8.78	2.74	10.08	8.42	2.89	9.68	8.08	3.01	8.92	7.29	3.38
	30	22	11.20	9.54	2.50	11.14	9.49	2.82	10.68	9.11	2.98	10.26	8.74	3.10	9.46	7.91	3.48
	32	24	11.70	10.21	2.57	11.64	10.16	2.90	11.17	9.75	3.07	10.72	9.36	3.19	9.88	8.49	3.58
M	20	14	8.92	6.80	2.13	8.88	6.76	2.41	8.52	6.49	2.55	8.18	6.23	2.65	7.54	5.57	2.97
	23	16	9.46	7.49	2.24	9.41	7.45	2.53	9.03	7.15	2.67	8.67	6.86	2.78	7.99	6.17	3.12
	26	18	9.84	7.98	2.31	9.79	7.94	2.60	9.39	7.62	2.75	9.01	7.31	2.86	8.31	6.59	3.21
	27	19	10.03	8.21	2.32	9.98	8.17	2.62	9.58	7.84	2.76	9.19	7.53	2.88	8.47	6.79	3.23
	30	22	10.64	8.91	2.38	10.58	8.86	2.69	10.15	8.50	2.84	9.75	8.16	2.96	8.98	7.38	3.32
	32	24	11.12	9.56	2.46	11.06	9.51	2.77	10.61	9.12	2.93	10.18	8.76	3.05	9.39	7.95	3.42
L	20	14	8.21	6.08	2.08	8.17	6.05	2.35	7.83	5.80	2.48	7.52	5.57	2.59	6.93	4.98	2.90
	23	16	8.70	6.73	2.18	8.66	6.69	2.46	8.30	6.42	2.60	7.97	6.16	2.71	7.35	5.54	3.04
	26	18	9.05	7.19	2.25	9.00	7.15	2.54	8.64	6.86	2.68	8.29	6.59	2.79	7.64	5.94	3.13
	27	19	9.23	7.41	2.26	9.18	7.37	2.55	8.81	7.07	2.69	8.46	6.79	2.81	7.80	6.12	3.15
	30	22	9.79	8.05	2.32	9.73	8.01	2.62	9.34	7.68	2.77	8.97	7.38	2.89	8.26	6.67	3.24
	32	24	10.23	8.67	2.39	10.17	8.62	2.70	9.76	8.27	2.85	9.37	7.94	2.97	8.64	7.20	3.33

Heating

Fan speed	Outdoor air temperature °C		Indoor dry bulb temperature °C									
			16		18		20		22		24	
	DB	WB	TC	PI	TC	PI	TC	PI	TC	PI	TC	PI
Turbo	-10	-11	8.33	2.47	7.89	2.54	7.54	2.63	7.23	2.72	6.95	2.81
	-5	-5.6	8.76	2.40	8.31	2.47	7.94	2.55	7.61	2.64	7.32	2.73
	0	-0.7	9.53	2.44	9.03	2.50	8.63	2.59	8.27	2.68	7.95	2.77
	7	6	12.70	2.63	12.04	2.71	11.50	2.80	11.03	2.89	10.60	2.99
	10	8	13.34	2.71	12.64	2.79	12.08	2.88	11.58	2.98	11.13	3.08

Fan speed	Outdoor air temperature °C		Indoor dry bulb temperature °C									
			16		18		20		22		24	
	DB	WB	TC	PI	TC	PI	TC	PI	TC	PI	TC	PI
			kW	kW	kW	kW	kW	kW	kW	kW	kW	kW
H	-10	-11	8.10	2.46	7.68	2.53	7.33	2.62	7.03	2.71	6.76	2.80
	-5	-5.6	8.53	2.39	8.08	2.46	7.72	2.54	7.40	2.63	7.12	2.71
	0	-0.7	9.27	2.42	8.79	2.49	8.39	2.58	8.05	2.67	7.74	2.76
	7	6	12.36	2.62	11.72	2.69	11.19	2.79	10.73	2.88	10.32	2.98
	10	8	12.98	2.70	12.30	2.77	11.75	2.87	11.26	2.97	10.83	3.07
M	-10	-11	7.84	2.50	7.43	2.57	7.10	2.66	6.81	2.75	6.55	2.84
	-5	-5.6	8.26	2.42	7.83	2.49	7.47	2.58	7.17	2.67	6.89	2.76
	0	-0.7	8.97	2.46	8.51	2.53	8.12	2.62	7.79	2.71	7.49	2.80
	7	6	11.96	2.66	11.34	2.73	10.83	2.83	10.38	2.92	9.99	3.02
	10	8	12.56	2.74	11.91	2.81	11.37	2.91	10.90	3.01	10.48	3.11
L	-10	-11	7.45	2.58	7.06	2.65	6.75	2.74	6.47	2.83	6.22	2.93
	-5	-5.6	7.84	2.50	7.43	2.57	7.10	2.66	6.81	2.75	6.55	2.84
	0	-0.7	8.52	2.54	8.08	2.61	7.72	2.70	7.40	2.79	7.11	2.88
	7	6	11.37	2.74	10.77	2.82	10.29	2.92	9.87	3.01	9.49	3.12
	10	8	11.93	2.82	11.31	2.90	10.80	3.00	10.36	3.10	9.96	3.21

GUD125PH1/A-S & GUD125PHS1/A-S
Cooling

Fan speed	Indoor air temperature °C		Outdoor dry bulb temperature °C														
			25			30			35			40			46		
	DB	WB	TC	SHC	PI	TC	SHC	PI	TC	SHC	PI	TC	SHC	PI	TC	SHC	PI
			kW	kW	kW	kW	kW	kW	kW	kW	kW	kW	kW	kW	kW	kW	kW
Turbo	20	14	11.28	8.19	2.77	11.22	8.15	3.12	10.76	7.82	3.30	10.33	7.51	3.44	9.48	6.89	3.73
	24	17	11.95	9.10	2.90	11.89	9.05	3.28	11.41	8.68	3.46	10.95	8.34	3.60	10.05	7.65	3.91
	26	18	12.43	9.74	2.99	12.37	9.69	3.37	11.86	9.29	3.56	11.39	8.92	3.71	10.45	8.19	4.03
	27	19	12.68	10.04	3.00	12.61	9.99	3.39	12.10	9.58	3.58	11.62	9.20	3.73	10.66	8.44	4.05
	30	22	13.44	10.93	3.09	13.37	10.87	3.49	12.83	10.43	3.69	12.31	10.02	3.84	11.30	9.19	4.16
	32	24	14.05	11.79	3.18	13.97	11.73	3.59	13.40	11.25	3.79	12.87	10.80	3.95	11.81	9.91	4.29
H	20	14	10.83	7.64	2.67	10.77	7.60	3.01	10.33	7.29	3.18	9.92	7.00	3.31	9.14	6.45	3.60
	23	16	11.47	8.53	2.80	11.41	8.48	3.16	10.95	8.14	3.34	10.51	7.81	3.48	9.69	7.20	3.77
	26	18	11.93	9.15	2.88	11.87	9.10	3.25	11.39	8.73	3.44	10.93	8.38	3.58	10.08	7.73	3.88
	27	19	12.17	9.44	2.90	12.11	9.39	3.27	11.62	9.01	3.45	11.15	8.65	3.60	10.28	7.98	3.90
	30	22	12.90	10.31	2.98	12.83	10.26	3.37	12.31	9.84	3.56	11.82	9.45	3.70	10.90	8.71	4.02
	32	24	13.48	11.15	3.07	13.41	11.09	3.46	12.87	10.64	3.66	12.35	10.22	3.81	11.39	9.42	4.14
M	20	14	10.28	7.05	2.55	10.23	7.01	2.88	9.81	6.73	3.04	9.42	6.46	3.16	8.68	5.95	3.43
	23	16	10.90	7.91	2.67	10.84	7.86	3.02	10.40	7.54	3.19	9.99	7.24	3.32	9.21	6.68	3.60
	26	18	11.34	8.51	2.75	11.28	8.47	3.11	10.82	8.12	3.28	10.39	7.80	3.42	9.57	7.19	3.71
	27	19	11.56	8.79	2.76	11.50	8.75	3.12	11.04	8.39	3.30	10.59	8.06	3.43	9.77	7.43	3.73
	30	22	12.26	9.63	2.85	12.19	9.57	3.21	11.70	9.19	3.39	11.23	8.82	3.54	10.35	8.13	3.84
	32	24	12.81	10.44	2.93	12.74	10.39	3.31	12.22	9.96	3.49	11.74	9.56	3.64	10.82	8.82	3.95

U-MATCH SERIES AIR CONDITIONERS

Fan speed	Indoor air temperature °C		Outdoor dry bulb temperature °C														
			25			30			35			40			46		
	DB	WB	TC	SHC	PI	TC	SHC	PI	TC	SHC	PI	TC	SHC	PI	TC	SHC	PI
L	20	14	9.46	6.30	2.48	9.41	6.26	2.80	9.03	6.01	2.96	8.67	5.77	3.09	7.99	5.32	3.35
	23	16	10.03	7.10	2.61	9.98	7.06	2.94	9.57	6.77	3.11	9.19	6.50	3.24	8.47	5.99	3.51
	26	18	10.43	7.66	2.68	10.38	7.62	3.03	9.95	7.31	3.20	9.56	7.02	3.33	8.81	6.47	3.61
	27	19	10.64	7.93	2.70	10.58	7.89	3.04	10.15	7.57	3.21	9.75	7.26	3.35	8.98	6.69	3.63
	30	22	11.28	8.70	2.77	11.22	8.66	3.13	10.76	8.30	3.31	10.33	7.97	3.45	9.52	7.35	3.74
	32	24	11.78	9.47	2.86	11.72	9.42	3.22	11.25	9.03	3.41	10.80	8.67	3.55	9.95	7.99	3.85

Heating

Fan speed	Outdoor air temperature °C		Indoor dry bulb temperature °C									
			16		18		20		22		24	
	DB	WB	TC	PI	TC	PI	TC	PI	TC	PI	TC	PI
Turbo	-10	-11	9.77	3.27	9.27	3.36	8.85	3.48	8.48	3.59	8.16	3.71
	-5	-5.6	10.29	3.17	9.75	3.26	9.32	3.38	8.93	3.49	8.59	3.61
	0	-0.7	11.18	3.22	10.60	3.31	10.13	3.43	9.71	3.54	9.33	3.66
	7	6	14.91	3.48	14.14	3.57	13.50	3.70	12.94	3.82	12.45	3.95
	10	8	15.66	3.58	14.84	3.68	14.18	3.81	13.59	3.94	13.07	4.07
H	-10	-11	9.51	3.25	9.02	3.34	8.61	3.46	8.26	3.58	7.94	3.69
	-5	-5.6	10.01	3.16	9.49	3.24	9.06	3.36	8.69	3.47	8.36	3.59
	0	-0.7	10.88	3.20	10.32	3.29	9.85	3.41	9.45	3.52	9.08	3.64
	7	6	14.51	3.46	13.75	3.56	13.14	3.68	12.59	3.80	12.11	3.93
	10	8	15.23	3.56	14.44	3.66	13.79	3.79	13.22	3.92	12.72	4.05
M	-10	-11	9.21	3.30	8.73	3.39	8.33	3.51	7.99	3.63	7.68	3.75
	-5	-5.6	9.69	3.20	9.19	3.29	8.77	3.41	8.41	3.52	8.09	3.64
	0	-0.7	10.53	3.25	9.99	3.34	9.54	3.46	9.14	3.58	8.79	3.70
	7	6	14.04	3.51	13.31	3.61	12.72	3.74	12.19	3.86	11.72	3.99
	10	8	14.75	3.62	13.98	3.72	13.35	3.85	12.80	3.98	12.31	4.11
L	-10	-11	8.75	3.40	8.29	3.50	7.92	3.62	7.59	3.74	7.30	3.87
	-5	-5.6	9.21	3.30	8.73	3.40	8.33	3.52	7.99	3.63	7.68	3.76
	0	-0.7	10.01	3.35	9.49	3.45	9.06	3.57	8.69	3.69	8.35	3.81
	7	6	13.34	3.62	12.65	3.72	12.08	3.85	11.58	3.98	11.14	4.12
	10	8	14.01	3.73	13.28	3.84	12.68	3.97	12.16	4.10	11.69	4.24

GUD140PH1/A-S & GUD140PHS1/A-S
Cooling

Fan speed	Indoor air temperature °C		Outdoor dry bulb temperature °C														
			25			30			35			40			46		
	DB	WB	TC	SHC	PI	TC	SHC	PI	TC	SHC	PI	TC	SHC	PI	TC	SHC	PI
Turbo	20	14	12.49	9.83	3.48	12.42	9.78	3.92	11.92	9.38	4.15	11.44	9.01	4.32	10.50	8.27	4.69
	24	17	13.24	10.78	3.65	13.17	10.72	4.12	12.63	10.29	4.35	12.13	9.87	4.53	11.13	9.06	4.92
	26	18	13.77	11.45	3.75	13.69	11.39	4.24	13.14	10.92	4.48	12.61	10.49	4.66	11.57	9.62	5.06
	27	19	14.04	11.77	3.77	13.97	11.71	4.26	13.40	11.23	4.50	12.86	10.78	4.69	11.80	9.89	5.09
	30	22	14.88	12.72	3.88	14.81	12.66	4.38	14.20	12.14	4.63	13.64	11.66	4.83	12.51	10.70	5.23
	32	24	15.55	13.61	4.00	15.47	13.54	4.51	14.84	12.99	4.77	14.25	12.47	4.97	13.07	11.44	5.39
H	20	14	11.99	9.18	3.35	11.93	9.13	3.79	11.44	8.76	4.00	10.98	8.41	4.17	10.12	7.75	4.52
	23	16	12.71	10.10	3.52	12.64	10.05	3.97	12.13	9.64	4.20	11.64	9.26	4.37	10.73	8.53	4.74
	26	18	13.22	10.76	3.62	13.15	10.70	4.09	12.61	10.27	4.32	12.11	9.86	4.50	11.16	9.09	4.88
	27	19	13.48	11.07	3.64	13.41	11.01	4.11	12.86	10.57	4.34	12.35	10.14	4.52	11.38	9.35	4.91
	30	22	14.29	12.00	3.75	14.21	11.94	4.23	13.64	11.45	4.47	13.09	10.99	4.66	12.07	10.13	5.05
	32	24	14.93	12.87	3.86	14.85	12.80	4.35	14.25	12.28	4.60	13.68	11.79	4.79	12.61	10.87	5.20
M	20	14	11.39	8.47	3.20	11.33	8.43	3.62	10.87	8.08	3.82	10.43	7.76	3.98	9.62	7.15	4.32
	23	16	12.07	9.37	3.36	12.01	9.32	3.79	11.52	8.94	4.01	11.06	8.58	4.17	10.19	7.91	4.53
	26	18	12.56	10.01	3.46	12.49	9.95	3.90	11.98	9.55	4.12	11.50	9.17	4.30	10.60	8.45	4.66
	27	19	12.81	10.31	3.48	12.74	10.25	3.92	12.22	9.84	4.15	11.73	9.44	4.32	10.81	8.70	4.68
	30	22	13.57	11.20	3.58	13.50	11.14	4.04	12.95	10.69	4.27	12.44	10.26	4.44	11.46	9.46	4.82
	32	24	14.19	12.05	3.68	14.11	11.99	4.16	13.54	11.50	4.39	13.00	11.04	4.58	11.98	10.17	4.96
L	20	14	10.48	7.57	3.12	10.42	7.53	3.52	10.00	7.23	3.72	9.60	6.94	3.88	8.85	6.39	4.21
	23	16	11.11	8.42	3.27	11.05	8.37	3.70	10.60	8.03	3.91	10.18	7.71	4.07	9.38	7.11	4.41
	26	18	11.55	9.01	3.37	11.49	8.96	3.81	11.02	8.60	4.02	10.58	8.26	4.19	9.75	7.61	4.54
	27	19	11.78	9.29	3.39	11.72	9.24	3.82	11.24	8.87	4.04	10.79	8.51	4.21	9.95	7.85	4.57
	30	22	12.49	10.12	3.49	12.42	10.07	3.94	11.92	9.66	4.16	11.44	9.28	4.33	10.55	8.55	4.70
	32	24	13.05	10.92	3.59	12.98	10.87	4.05	12.45	10.42	4.28	11.96	10.01	4.46	11.02	9.22	4.84

Heating

Fan speed	Outdoor air temperature °C		Indoor dry bulb temperature °C									
			16		18		20		22		24	
	DB	WB	TC	PI	TC	PI	TC	PI	TC	PI	TC	PI
Turbo	-10	-11	11.22	3.97	10.64	4.09	10.16	4.23	9.74	4.37	9.37	4.52
	-5	-5.6	11.81	3.86	11.20	3.97	10.70	4.11	10.25	4.24	9.86	4.38
	0	-0.7	12.84	3.92	12.17	4.03	11.63	4.17	11.15	4.31	10.72	4.45
	7	6	17.12	4.23	16.23	4.35	15.50	4.50	14.86	4.65	14.29	4.81
	10	8	17.98	4.36	17.04	4.48	16.28	4.64	15.60	4.79	15.00	4.95

U-MATCH SERIES AIR CONDITIONERS

Fan speed	Outdoor air temperature °C		Indoor dry bulb temperature °C									
			16		18		20		22		24	
	DB	WB	TC	PI	TC	PI	TC	PI	TC	PI	TC	PI
			kW	kW	kW	kW	kW	kW	kW	kW	kW	kW
H	-10	-11	10.92	3.95	10.35	4.06	9.89	4.21	9.48	4.35	9.11	4.49
	-5	-5.6	11.49	3.84	10.90	3.95	10.41	4.08	9.98	4.22	9.59	4.36
	0	-0.7	12.49	3.90	11.84	4.01	11.31	4.15	10.84	4.28	10.43	4.43
	7	6	16.66	4.21	15.79	4.33	15.08	4.48	14.46	4.63	13.90	4.78
	10	8	17.49	4.33	16.58	4.46	15.84	4.61	15.18	4.77	14.60	4.93
M	-10	-11	10.57	4.01	10.02	4.13	9.57	4.27	9.18	4.41	8.82	4.56
	-5	-5.6	11.13	3.90	10.55	4.01	10.07	4.15	9.66	4.29	9.29	4.43
	0	-0.7	12.09	3.96	11.47	4.07	10.95	4.21	10.50	4.35	10.09	4.50
	7	6	16.13	4.27	15.29	4.39	14.60	4.55	14.00	4.70	13.46	4.85
	10	8	16.93	4.40	16.05	4.52	15.33	4.68	14.70	4.84	14.13	5.00
L	-10	-11	10.04	4.14	9.52	4.26	9.09	4.40	8.72	4.55	8.38	4.70
	-5	-5.6	10.57	4.02	10.02	4.13	9.57	4.28	9.18	4.42	8.82	4.57
	0	-0.7	11.49	4.08	10.89	4.19	10.40	4.34	9.97	4.49	9.59	4.64
	7	6	15.32	4.41	14.52	4.53	13.87	4.69	13.30	4.84	12.79	5.01
	10	8	16.09	4.54	15.25	4.66	14.56	4.83	13.96	4.99	13.43	5.16

GUD160PH1/A-S & GUD160PHS1/A-S Cooling

Fan speed	Indoor air temperature °C		Outdoor dry bulb temperature °C														
			25			30			35			40			46		
	DB	WB	TC	SHC	PI	TC	SHC	PI	TC	SHC	PI	TC	SHC	PI	TC	SHC	PI
			kW	kW	kW	kW	kW	kW	kW	kW	kW	kW	kW	kW	kW	kW	kW
Turbo	20	14	14.91	11.03	4.17	14.83	10.97	4.71	14.23	10.53	4.98	13.66	10.11	5.18	12.53	9.27	5.62
	24	17	15.81	12.21	4.38	15.72	12.15	4.94	15.08	11.66	5.22	14.48	11.19	5.44	13.29	10.27	5.90
	26	18	16.44	13.05	4.50	16.35	12.98	5.09	15.69	12.45	5.37	15.06	11.96	5.60	13.82	10.97	6.07
	27	19	16.77	13.44	4.53	16.68	13.37	5.11	16.00	12.83	5.40	15.36	12.32	5.62	14.09	11.30	6.10
	30	22	17.77	14.62	4.66	17.68	14.54	5.26	16.96	13.95	5.56	16.28	13.39	5.79	14.94	12.29	6.28
	32	24	18.57	15.73	4.80	18.47	15.65	5.42	17.72	15.01	5.72	17.02	14.41	5.96	15.61	13.22	6.47
H	20	14	14.31	10.29	4.02	14.24	10.23	4.54	13.66	9.82	4.80	13.11	9.43	5.00	12.09	8.69	5.42
	23	16	15.17	11.45	4.22	15.09	11.39	4.77	14.48	10.92	5.04	13.90	10.49	5.25	12.81	9.67	5.69
	26	18	15.78	12.26	4.35	15.70	12.20	4.91	15.06	11.70	5.18	14.46	11.24	5.40	13.33	10.36	5.86
	27	19	16.10	12.65	4.37	16.01	12.58	4.93	15.36	12.07	5.21	14.75	11.59	5.43	13.59	10.68	5.89
	30	22	17.06	13.79	4.50	16.97	13.71	5.08	16.28	13.16	5.36	15.63	12.63	5.59	14.41	11.64	6.06
	32	24	17.83	14.88	4.63	17.74	14.80	5.23	17.01	14.20	5.52	16.33	13.63	5.75	15.06	12.57	6.24
M	20	14	13.60	9.49	3.84	13.53	9.44	4.34	12.98	9.06	4.58	12.46	8.70	4.77	11.48	8.02	5.18
	23	16	14.41	10.61	4.03	14.34	10.56	4.55	13.76	10.13	4.81	13.21	9.72	5.01	12.17	8.96	5.43
	26	18	14.99	11.41	4.15	14.91	11.35	4.68	14.31	10.88	4.95	13.73	10.45	5.16	12.66	9.63	5.59
	27	19	15.29	11.78	4.17	15.21	11.71	4.71	14.59	11.24	4.97	14.01	10.79	5.18	12.91	9.94	5.62
	30	22	16.21	12.87	4.29	16.12	12.80	4.85	15.47	12.28	5.12	14.85	11.79	5.33	13.69	10.87	5.79
	32	24	16.94	13.93	4.42	16.85	13.86	4.99	16.16	13.30	5.27	15.52	12.76	5.49	14.30	11.77	5.96

Fan speed	Indoor air temperature °C		Outdoor dry bulb temperature °C														
			25			30			35			40			46		
	DB	WB	TC kW	SHC kW	PI kW	TC kW	SHC kW	PI kW	TC kW	SHC kW	PI kW	TC kW	SHC kW	PI kW	TC kW	SHC kW	PI kW
L	20	14	12.51	8.48	3.75	12.44	8.44	4.23	11.94	8.09	4.47	11.46	7.77	4.65	10.56	7.16	5.05
	23	16	13.26	9.53	3.93	13.19	9.48	4.44	12.66	9.10	4.69	12.15	8.73	4.88	11.20	8.05	5.30
	26	18	13.79	10.27	4.04	13.72	10.22	4.57	13.16	9.80	4.82	12.64	9.41	5.03	11.65	8.67	5.45
	27	19	14.07	10.62	4.07	13.99	10.56	4.59	13.42	10.13	4.85	12.89	9.73	5.05	11.88	8.97	5.48
	30	22	14.91	11.63	4.18	14.83	11.57	4.72	14.23	11.10	4.99	13.66	10.66	5.20	12.59	9.82	5.64
	32	24	15.58	12.63	4.31	15.50	12.57	4.86	14.87	12.06	5.14	14.28	11.57	5.35	13.16	10.67	5.81

Heating

Fan speed	Outdoor air temperature °C		Indoor dry bulb temperature °C									
			16		18		20		22		24	
	DB	WB	TC kW	PI kW	TC kW	PI kW	TC kW	PI kW	TC kW	PI kW	TC kW	PI kW
Turbo	-10	-11	12.31	4.15	11.67	4.27	11.14	4.42	10.68	4.56	10.27	4.72
	-5	-5.6	12.96	4.03	12.28	4.14	11.73	4.29	11.25	4.43	10.81	4.58
	0	-0.7	14.08	4.09	13.35	4.20	12.75	4.35	12.22	4.50	11.75	4.65
	7	6	18.78	4.42	17.80	4.54	17.00	4.70	16.30	4.86	15.67	5.02
	10	8	19.72	4.55	18.69	4.68	17.85	4.84	17.11	5.00	16.46	5.17
H	-10	-11	11.98	4.13	11.35	4.25	10.84	4.39	10.40	4.54	10.00	4.69
	-5	-5.6	12.61	4.01	11.95	4.12	11.41	4.27	10.94	4.41	10.52	4.56
	0	-0.7	13.70	4.07	12.99	4.18	12.41	4.33	11.89	4.48	11.44	4.63
	7	6	18.27	4.40	17.32	4.52	16.54	4.68	15.86	4.83	15.25	5.00
	10	8	19.18	4.53	18.19	4.65	17.37	4.82	16.65	4.98	16.01	5.15
M	-10	-11	11.59	4.19	10.99	4.31	10.50	4.46	10.06	4.61	9.68	4.76
	-5	-5.6	12.20	4.07	11.57	4.18	11.05	4.33	10.59	4.48	10.19	4.63
	0	-0.7	13.26	4.13	12.57	4.25	12.01	4.40	11.51	4.54	11.07	4.69
	7	6	17.69	4.46	16.77	4.59	16.01	4.75	15.35	4.91	14.76	5.07
	10	8	18.57	4.60	17.60	4.72	16.81	4.89	16.12	5.05	15.50	5.22
L	-10	-11	11.01	4.32	10.44	4.44	9.97	4.60	9.56	4.75	9.19	4.91
	-5	-5.6	11.59	4.20	10.99	4.32	10.50	4.47	10.06	4.62	9.68	4.77
	0	-0.7	12.60	4.26	11.95	4.38	11.41	4.53	10.94	4.69	10.52	4.84
	7	6	16.80	4.60	15.93	4.73	15.21	4.90	14.58	5.06	14.02	5.23
	10	8	17.64	4.74	16.72	4.87	15.97	5.04	15.31	5.21	14.72	5.39

Symbols:

DB: Dry bulb temperature

WB: Wet bulb temperature

TC: Total cooling(heating) capacity

SHC: Sensible heat capacity

PI: Power input (compressor + indoor fan motor + outdoor fan motor)

1. The above data are based on the following conditions.

—	Power Supply	Equivalent Piping Length
Indoor	230V ~50Hz	Standard Piping Length

2. Capacities are net, including a deduction for cooling (an addition for heating) for indoor fan motor heat.

U-MATCH SERIES AIR CONDITIONERS

6.1.3 Floor Ceiling Type

GUD35ZD1/A-S

Cooling

Fan speed	Indoor air temperature °C		Outdoor dry bulb temperature °C														
			25			30			35			40			46		
	DB	WB	TC	SHC	PI	TC	SHC	PI	TC	SHC	PI	TC	SHC	PI	TC	SHC	PI
Turbo	20	14	3.24	2.86	0.66	3.27	2.89	0.80	3.10	2.74	0.85	2.98	2.63	0.88	2.73	2.41	0.96
	24	17	3.47	3.12	0.69	3.50	3.15	0.84	3.32	2.98	0.89	3.18	2.86	0.93	2.92	2.63	1.00
	26	18	3.64	3.31	0.71	3.68	3.35	0.87	3.48	3.17	0.92	3.34	3.04	0.95	3.07	2.79	1.03
	27	19	3.66	3.33	0.71	3.70	3.37	0.87	3.50	3.19	0.92	3.36	3.06	0.96	3.08	2.81	1.04
	30	22	3.84	3.53	0.74	3.88	3.57	0.90	3.68	3.38	0.95	3.53	3.25	0.99	3.24	2.98	1.07
	32	24	4.03	3.76	0.76	4.08	3.80	0.92	3.86	3.59	0.97	3.70	3.45	1.02	3.40	3.17	1.10
H	20	14	3.11	2.67	0.63	3.14	2.70	0.77	2.98	2.56	0.82	2.86	2.45	0.85	2.63	2.26	0.92
	23	16	3.33	2.92	0.67	3.36	2.95	0.81	3.18	2.80	0.86	3.06	2.68	0.89	2.82	2.47	0.97
	26	18	3.49	3.11	0.69	3.53	3.15	0.84	3.34	2.98	0.88	3.21	2.86	0.92	2.96	2.63	1.00
	27	19	3.51	3.14	0.69	3.55	3.17	0.84	3.36	3.00	0.89	3.23	2.88	0.92	2.97	2.66	1.00
	30	22	3.69	3.33	0.71	3.73	3.37	0.86	3.53	3.19	0.91	3.39	3.06	0.95	3.12	2.82	1.03
	32	24	3.87	3.55	0.73	3.91	3.59	0.89	3.70	3.40	0.94	3.56	3.26	0.98	3.28	3.01	1.06
M	20	14	2.96	2.47	0.61	2.99	2.50	0.74	2.83	2.36	0.78	2.71	2.27	0.81	2.50	2.09	0.88
	23	16	3.16	2.71	0.64	3.20	2.74	0.78	3.02	2.59	0.82	2.90	2.49	0.85	2.68	2.30	0.93
	26	18	3.32	2.90	0.65	3.36	2.93	0.80	3.18	2.77	0.84	3.05	2.66	0.88	2.81	2.45	0.95
	27	19	3.34	2.92	0.66	3.37	2.95	0.80	3.19	2.79	0.85	3.06	2.68	0.88	2.82	2.47	0.96
	30	22	3.50	3.11	0.68	3.54	3.14	0.83	3.35	2.97	0.87	3.22	2.85	0.91	2.97	2.63	0.99
	32	24	3.68	3.32	0.70	3.72	3.36	0.85	3.52	3.18	0.90	3.38	3.05	0.94	3.11	2.81	1.01
L	20	14	2.87	2.33	0.59	2.90	2.35	0.72	2.74	2.23	0.76	2.63	2.14	0.79	2.43	1.97	0.86
	23	16	3.07	2.57	0.62	3.10	2.60	0.76	2.93	2.46	0.80	2.82	2.36	0.83	2.60	2.18	0.90
	26	18	3.22	2.75	0.64	3.25	2.78	0.78	3.08	2.63	0.82	2.96	2.53	0.86	2.73	2.33	0.93
	27	19	3.24	2.78	0.64	3.27	2.81	0.78	3.10	2.66	0.83	2.97	2.55	0.86	2.74	2.35	0.93
	30	22	3.40	2.96	0.66	3.43	2.99	0.80	3.25	2.83	0.85	3.12	2.72	0.89	2.88	2.51	0.96
	32	24	3.57	3.17	0.68	3.61	3.21	0.83	3.41	3.04	0.88	3.28	2.92	0.91	3.02	2.69	0.99

Heating

Fan speed	Outdoor air temperature °C		Indoor dry bulb temperature °C									
			16		18		20		22		24	
	DB	WB	TC	PI	TC	PI	TC	PI	TC	PI	TC	PI
Turbo	-10	-11	2.90	0.79	2.75	0.82	2.62	0.85	2.51	0.87	2.42	0.90
	-5	-5.6	3.05	0.77	2.89	0.79	2.76	0.82	2.65	0.85	2.54	0.88
	0	-0.7	3.31	0.78	3.14	0.81	3.00	0.83	2.88	0.86	2.77	0.89
	7	6	4.42	0.85	4.19	0.87	4.00	0.90	3.84	0.93	3.69	0.96
	10	8	4.64	0.87	4.40	0.90	4.20	0.93	4.03	0.96	3.87	0.99

Fan speed	Outdoor air temperature °C		Indoor dry bulb temperature °C									
			16		18		20		22		24	
	DB	WB	TC	PI	TC	PI	TC	PI	TC	PI	TC	PI
H	-10	-11	2.82	0.79	2.67	0.81	2.55	0.84	2.45	0.87	2.35	0.90
	-5	-5.6	2.97	0.77	2.81	0.79	2.69	0.82	2.57	0.84	2.48	0.87
	0	-0.7	3.22	0.78	3.06	0.80	2.92	0.83	2.80	0.86	2.69	0.89
	7	6	4.30	0.84	4.08	0.87	3.89	0.90	3.73	0.93	3.59	0.96
	10	8	4.51	0.87	4.28	0.89	4.09	0.92	3.92	0.95	3.77	0.99
M	-10	-11	2.73	0.80	2.59	0.83	2.47	0.85	2.37	0.88	2.28	0.91
	-5	-5.6	2.87	0.78	2.72	0.80	2.60	0.83	2.49	0.86	2.40	0.89
	0	-0.7	3.12	0.79	2.96	0.81	2.83	0.84	2.71	0.87	2.60	0.90
	7	6	4.16	0.85	3.94	0.88	3.77	0.91	3.61	0.94	3.47	0.97
	10	8	4.37	0.88	4.14	0.90	3.96	0.94	3.79	0.97	3.65	1.00
L	-10	-11	2.59	0.83	2.46	0.85	2.35	0.88	2.25	0.91	2.16	0.94
	-5	-5.6	2.73	0.80	2.59	0.83	2.47	0.86	2.37	0.88	2.28	0.91
	0	-0.7	2.96	0.82	2.81	0.84	2.68	0.87	2.57	0.90	2.47	0.93
	7	6	3.95	0.88	3.75	0.91	3.58	0.94	3.43	0.97	3.30	1.00
	10	8	4.15	0.91	3.94	0.93	3.76	0.97	3.60	1.00	3.46	1.03

GUD50ZD1/A-S
Cooling

Fan speed	Indoor air temperature °C		Outdoor dry bulb temperature °C														
			25			30			35			40			46		
	DB	WB	TC	SHC	PI	TC	SHC	PI	TC	SHC	PI	TC	SHC	PI	TC	SHC	PI
Turbo	20	14	4.94	3.42	1.17	4.91	3.40	1.32	4.71	3.27	1.39	4.53	3.14	1.45	4.15	2.88	1.57
	24	17	5.24	3.83	1.22	5.21	3.81	1.38	5.00	3.66	1.46	4.80	3.51	1.52	4.40	3.22	1.65
	26	18	5.45	4.12	1.26	5.42	4.10	1.42	5.20	3.93	1.50	4.99	3.77	1.56	4.58	3.46	1.70
	27	19	5.55	4.25	1.27	5.52	4.23	1.43	5.30	4.06	1.51	5.09	3.90	1.57	4.67	3.58	1.71
	30	22	5.89	4.65	1.30	5.86	4.63	1.47	5.62	4.44	1.55	5.39	4.26	1.62	4.95	3.91	1.76
	32	24	6.15	5.04	1.34	6.12	5.01	1.51	5.87	4.81	1.60	5.64	4.62	1.67	5.17	4.24	1.81
H	20	14	4.74	3.19	1.13	4.72	3.17	1.27	4.52	3.04	1.34	4.34	2.92	1.40	4.00	2.69	1.52
	23	16	5.03	3.59	1.18	5.00	3.57	1.33	4.80	3.43	1.41	4.60	3.29	1.47	4.24	3.03	1.59
	26	18	5.23	3.87	1.22	5.20	3.85	1.37	4.99	3.69	1.45	4.79	3.55	1.51	4.41	3.27	1.64
	27	19	5.33	4.00	1.22	5.30	3.98	1.38	5.09	3.82	1.46	4.88	3.67	1.52	4.50	3.38	1.65
	30	22	5.65	4.39	1.26	5.62	4.37	1.42	5.39	4.19	1.50	5.18	4.02	1.56	4.77	3.71	1.69
	32	24	5.91	4.77	1.29	5.87	4.74	1.46	5.64	4.55	1.54	5.41	4.37	1.61	4.99	4.03	1.74
M	20	14	4.50	2.94	1.07	4.48	2.93	1.21	4.30	2.81	1.28	4.13	2.69	1.33	3.80	2.48	1.45
	23	16	4.77	3.33	1.13	4.75	3.31	1.27	4.56	3.18	1.34	4.37	3.05	1.40	4.03	2.81	1.52
	26	18	4.97	3.60	1.16	4.94	3.58	1.31	4.74	3.44	1.38	4.55	3.30	1.44	4.19	3.04	1.56
	27	19	5.07	3.73	1.17	5.04	3.71	1.32	4.83	3.56	1.39	4.64	3.41	1.45	4.28	3.15	1.57
	30	22	5.37	4.10	1.20	5.34	4.08	1.36	5.12	3.91	1.43	4.92	3.75	1.49	4.53	3.46	1.62
	32	24	5.61	4.47	1.24	5.58	4.44	1.40	5.35	4.26	1.47	5.14	4.09	1.54	4.74	3.77	1.67

U-MATCH SERIES AIR CONDITIONERS

Fan speed	Indoor air temperature °C		Outdoor dry bulb temperature °C														
			25			30			35			40			46		
	DB	WB	TC	SHC	PI	TC	SHC	PI	TC	SHC	PI	TC	SHC	PI	TC	SHC	PI
L	20	14	4.14	2.63	1.05	4.12	2.61	1.18	3.95	2.51	1.25	3.80	2.41	1.30	3.50	2.22	1.41
	23	16	4.39	2.99	1.10	4.37	2.97	1.24	4.19	2.85	1.31	4.02	2.74	1.37	3.71	2.52	1.48
	26	18	4.57	3.24	1.13	4.54	3.23	1.28	4.36	3.09	1.35	4.19	2.97	1.41	3.86	2.74	1.52
	27	19	4.66	3.36	1.14	4.64	3.34	1.28	4.45	3.21	1.36	4.27	3.08	1.41	3.94	2.84	1.53
	30	22	4.94	3.70	1.17	4.91	3.68	1.32	4.71	3.54	1.40	4.53	3.39	1.45	4.17	3.13	1.58
	32	24	5.16	4.05	1.20	5.13	4.03	1.36	4.93	3.87	1.44	4.73	3.71	1.50	4.36	3.42	1.62

Heating

Fan speed	Outdoor air temperature °C		Indoor dry bulb temperature °C									
			16		18		20		22		24	
	DB	WB	TC	PI	TC	PI	TC	PI	TC	PI	TC	PI
Turbo	-10	-11	4.05	1.24	3.84	1.27	3.67	1.32	3.52	1.36	3.38	1.41
	-5	-5.6	4.27	1.20	4.05	1.23	3.86	1.28	3.70	1.32	3.56	1.36
	0	-0.7	4.64	1.22	4.40	1.25	4.20	1.30	4.03	1.34	3.87	1.38
	7	6	6.19	1.32	5.86	1.35	5.60	1.40	5.37	1.45	5.16	1.50
	10	8	6.49	1.36	6.16	1.39	5.88	1.44	5.64	1.49	5.42	1.54
H	-10	-11	3.95	1.23	3.74	1.26	3.57	1.31	3.42	1.35	3.29	1.40
	-5	-5.6	4.15	1.19	3.94	1.23	3.76	1.27	3.60	1.31	3.47	1.36
	0	-0.7	4.51	1.21	4.28	1.25	4.09	1.29	3.92	1.33	3.77	1.38
	7	6	6.02	1.31	5.71	1.35	5.45	1.39	5.22	1.44	5.02	1.49
	10	8	6.32	1.35	5.99	1.39	5.72	1.43	5.49	1.48	5.27	1.53
M	-10	-11	3.82	1.25	3.62	1.28	3.46	1.33	3.31	1.37	3.19	1.42
	-5	-5.6	4.02	1.21	3.81	1.25	3.64	1.29	3.49	1.33	3.36	1.38
	0	-0.7	4.37	1.23	4.14	1.26	3.96	1.31	3.79	1.35	3.65	1.40
	7	6	5.83	1.33	5.52	1.37	5.27	1.41	5.06	1.46	4.86	1.51
	10	8	6.12	1.37	5.80	1.41	5.54	1.46	5.31	1.51	5.11	1.56
L	-10	-11	3.63	1.29	3.44	1.32	3.28	1.37	3.15	1.42	3.03	1.46
	-5	-5.6	3.82	1.25	3.62	1.29	3.46	1.33	3.31	1.37	3.19	1.42
	0	-0.7	4.15	1.27	3.94	1.30	3.76	1.35	3.60	1.40	3.46	1.44
	7	6	5.53	1.37	5.25	1.41	5.01	1.46	4.80	1.51	4.62	1.56
	10	8	5.81	1.41	5.51	1.45	5.26	1.50	5.04	1.55	4.85	1.60

GUD71ZD1/A-S
Cooling

Fan speed	Indoor air temperature °C		Outdoor dry bulb temperature °C														
			25			30			35			40			46		
	DB	WB	TC	SHC	PI	TC	SHC	PI	TC	SHC	PI	TC	SHC	PI	TC	SHC	PI
Turbo	20	14	6.62	5.89	1.57	6.58	5.86	1.77	6.31	5.63	1.87	6.06	5.40	1.95	5.56	4.96	2.11
	24	17	7.01	6.35	1.65	6.98	6.31	1.86	6.69	6.06	1.96	6.43	5.81	2.04	5.90	5.33	2.22
	26	18	7.29	6.66	1.69	7.26	6.63	1.91	6.96	6.36	2.02	6.68	6.11	2.10	6.13	5.60	2.28
	27	19	7.44	6.82	1.70	7.40	6.79	1.92	7.10	6.51	2.03	6.82	6.25	2.11	6.25	5.73	2.29
	30	22	7.89	7.30	1.75	7.84	7.26	1.98	7.53	6.97	2.09	7.23	6.69	2.18	6.63	6.14	2.36
	32	24	8.24	7.71	1.80	8.20	7.67	2.04	7.86	7.36	2.15	7.55	7.07	2.24	6.93	6.48	2.43
H	20	14	6.35	5.51	1.51	6.32	5.48	1.71	6.06	5.25	1.80	5.82	5.04	1.88	5.36	4.65	2.04
	23	16	6.73	5.95	1.59	6.70	5.92	1.79	6.43	5.68	1.89	6.17	5.45	1.97	5.69	5.02	2.14
	26	18	7.00	6.26	1.63	6.97	6.23	1.84	6.68	5.98	1.95	6.42	5.74	2.03	5.91	5.29	2.20
	27	19	7.14	6.42	1.64	7.10	6.38	1.85	6.82	6.12	1.96	6.54	5.88	2.04	6.03	5.42	2.21
	30	22	7.57	6.88	1.69	7.53	6.85	1.91	7.22	6.57	2.02	6.94	6.31	2.10	6.39	5.81	2.28
	32	24	7.91	7.29	1.74	7.87	7.25	1.96	7.55	6.96	2.08	7.25	6.68	2.16	6.68	6.16	2.35
M	20	14	6.03	5.09	1.44	6.00	5.06	1.63	5.76	4.86	1.72	5.53	4.66	1.79	5.10	4.30	1.95
	23	16	6.40	5.52	1.52	6.36	5.49	1.71	6.10	5.27	1.81	5.86	5.06	1.88	5.40	4.66	2.04
	26	18	6.65	5.83	1.56	6.62	5.80	1.76	6.35	5.56	1.86	6.09	5.34	1.94	5.62	4.92	2.10
	27	19	6.79	5.98	1.57	6.75	5.94	1.77	6.48	5.70	1.87	6.22	5.47	1.95	5.73	5.05	2.11
	30	22	7.19	6.42	1.61	7.15	6.39	1.82	6.86	6.13	1.92	6.59	5.88	2.00	6.07	5.42	2.18
	32	24	7.52	6.82	1.66	7.48	6.79	1.88	7.17	6.51	1.98	6.89	6.25	2.06	6.35	5.76	2.24
L	20	14	5.55	4.55	1.41	5.52	4.53	1.59	5.30	4.34	1.68	5.09	4.17	1.75	4.69	3.84	1.90
	23	16	5.88	4.96	1.48	5.85	4.93	1.67	5.62	4.73	1.76	5.39	4.54	1.84	4.97	4.19	1.99
	26	18	6.12	5.25	1.52	6.09	5.22	1.72	5.84	5.01	1.81	5.61	4.81	1.89	5.17	4.43	2.05
	27	19	6.24	5.39	1.53	6.21	5.36	1.73	5.96	5.14	1.82	5.72	4.94	1.90	5.27	4.55	2.06
	30	22	6.62	5.80	1.57	6.58	5.77	1.78	6.31	5.54	1.88	6.06	5.32	1.95	5.59	4.90	2.12
	32	24	6.91	6.18	1.62	6.88	6.15	1.83	6.60	5.90	1.93	6.34	5.67	2.01	5.84	5.22	2.18

Heating

Fan speed	Outdoor air temperature °C		Indoor dry bulb temperature °C									
			16		18		20		22		24	
	DB	WB	TC	PI	TC	PI	TC	PI	TC	PI	TC	PI
Turbo	-10	-11	5.58	1.68	5.29	1.72	5.05	1.79	4.84	1.85	4.65	1.91
	-5	-5.6	5.87	1.63	5.56	1.67	5.31	1.73	5.09	1.79	4.90	1.85
	0	-0.7	6.38	1.65	6.05	1.70	5.78	1.76	5.54	1.82	5.32	1.88
	7	6	8.51	1.79	8.06	1.84	7.70	1.90	7.38	1.96	7.10	2.03
	10	8	8.93	1.84	8.47	1.89	8.09	1.96	7.75	2.02	7.45	2.09
	H	-10	-11	5.42	1.67	5.14	1.72	4.91	1.78	4.71	1.84	4.53
-5		-5.6	5.71	1.62	5.41	1.67	5.17	1.72	4.96	1.78	4.77	1.84
0		-0.7	6.21	1.65	5.88	1.69	5.62	1.75	5.39	1.81	5.18	1.87
7		6	8.28	1.78	7.85	1.83	7.49	1.89	7.18	1.95	6.91	2.02
10		8	8.69	1.83	8.24	1.88	7.87	1.95	7.54	2.01	7.25	2.08

U-MATCH SERIES AIR CONDITIONERS

Fan speed	Outdoor air temperature °C		Indoor dry bulb temperature °C									
			16		18		20		22		24	
	DB	WB	TC	PI	TC	PI	TC	PI	TC	PI	TC	PI
			kW	kW	kW	kW	kW	kW	kW	kW	kW	kW
M	-10	-11	5.25	1.69	4.98	1.74	4.75	1.80	4.56	1.86	4.38	1.93
	-5	-5.6	5.53	1.65	5.24	1.69	5.00	1.75	4.80	1.81	4.61	1.87
	0	-0.7	6.01	1.67	5.70	1.72	5.44	1.78	5.22	1.84	5.01	1.90
	7	6	8.01	1.80	7.59	1.85	7.25	1.92	6.95	1.98	6.69	2.05
L	-10	-11	4.99	1.75	4.73	1.80	4.52	1.86	4.33	1.92	4.16	1.99
	-5	-5.6	5.25	1.70	4.98	1.74	4.75	1.81	4.56	1.87	4.38	1.93
	0	-0.7	5.71	1.72	5.41	1.77	5.17	1.83	4.95	1.89	4.76	1.96
	7	6	7.61	1.86	7.21	1.91	6.89	1.98	6.61	2.05	6.35	2.11
	10	8	7.99	1.92	7.58	1.97	7.23	2.04	6.94	2.11	6.67	2.18

GUD85ZD1/A-S Cooling

Fan speed	Indoor air temperature °C		Outdoor dry bulb temperature °C														
			25			30			35			40			46		
	DB	WB	TC	SHC	PI	TC	SHC	PI	TC	SHC	PI	TC	SHC	PI	TC	SHC	PI
			kW	kW	kW	kW	kW	kW	kW	kW	kW	kW	kW	kW	kW	kW	kW
Turbo	20	14	7.92	6.66	1.93	7.88	6.63	2.18	7.56	6.36	2.30	7.26	6.10	2.40	6.66	5.60	2.60
	24	17	8.40	7.23	2.03	8.35	7.19	2.29	8.01	6.90	2.42	7.69	6.62	2.52	7.06	6.08	2.73
	26	18	8.73	7.63	2.09	8.69	7.59	2.35	8.33	7.28	2.49	8.00	6.99	2.59	7.34	6.42	2.81
	27	19	8.91	7.83	2.10	8.86	7.79	2.37	8.50	7.47	2.50	8.16	7.17	2.60	7.49	6.58	2.83
	30	22	9.44	8.42	2.16	9.39	8.37	2.44	9.01	8.03	2.57	8.65	7.71	2.68	7.94	7.07	2.91
	32	24	9.87	8.94	2.22	9.81	8.90	2.51	9.42	8.53	2.65	9.04	8.19	2.76	8.29	7.52	2.99
H	20	14	7.60	6.22	1.86	7.56	6.19	2.10	7.26	5.93	2.22	6.97	5.70	2.31	6.42	5.25	2.51
	23	16	8.06	6.78	1.95	8.02	6.74	2.21	7.69	6.47	2.33	7.39	6.21	2.43	6.81	5.72	2.63
	26	18	8.38	7.17	2.01	8.34	7.14	2.27	8.00	6.85	2.40	7.68	6.57	2.50	7.08	6.06	2.71
	27	19	8.55	7.36	2.02	8.51	7.33	2.28	8.16	7.03	2.41	7.83	6.75	2.51	7.22	6.22	2.73
	30	22	9.06	7.94	2.08	9.02	7.89	2.35	8.65	7.57	2.48	8.30	7.27	2.59	7.65	6.70	2.81
	32	24	9.47	8.46	2.14	9.42	8.41	2.42	9.04	8.07	2.56	8.68	7.75	2.66	8.00	7.14	2.89
M	20	14	7.22	5.74	1.78	7.19	5.71	2.01	6.89	5.48	2.12	6.62	5.26	2.21	6.10	4.85	2.40
	23	16	7.66	6.29	1.87	7.62	6.25	2.11	7.31	6.00	2.23	7.02	5.76	2.32	6.47	5.31	2.52
	26	18	7.96	6.67	1.92	7.92	6.64	2.17	7.60	6.37	2.29	7.30	6.11	2.39	6.73	5.63	2.59
	27	19	8.12	6.86	1.93	8.08	6.82	2.18	7.75	6.54	2.30	7.44	6.28	2.40	6.86	5.79	2.60
	30	22	8.61	7.41	1.99	8.57	7.37	2.24	8.22	7.07	2.37	7.89	6.79	2.47	7.27	6.25	2.68
	32	24	9.00	7.91	2.05	8.95	7.87	2.31	8.59	7.55	2.44	8.24	7.25	2.54	7.60	6.68	2.76

Fan speed	Indoor air temperature °C		Outdoor dry bulb temperature °C														
			25			30			35			40			46		
	DB	WB	TC	SHC	PI	TC	SHC	PI	TC	SHC	PI	TC	SHC	PI	TC	SHC	PI
L	20	14	6.65	5.14	1.73	6.61	5.11	1.96	6.34	4.90	2.07	6.09	4.71	2.15	5.61	4.34	2.34
	23	16	7.05	5.65	1.82	7.01	5.62	2.05	6.72	5.39	2.17	6.45	5.17	2.26	5.95	4.77	2.45
	26	18	7.33	6.01	1.87	7.29	5.98	2.11	6.99	5.73	2.23	6.71	5.51	2.33	6.19	5.07	2.52
	27	19	7.47	6.18	1.88	7.43	6.15	2.12	7.13	5.90	2.24	6.85	5.66	2.34	6.31	5.22	2.54
	30	22	7.92	6.69	1.94	7.88	6.66	2.19	7.56	6.39	2.31	7.26	6.13	2.41	6.69	5.65	2.61
	32	24	8.28	7.17	1.99	8.23	7.14	2.25	7.90	6.85	2.38	7.58	6.57	2.48	6.99	6.06	2.69

Heating

Fan speed	Outdoor air temperature °C		Indoor dry bulb temperature °C									
			16		18		20		22		24	
	DB	WB	TC	PI	TC	PI	TC	PI	TC	PI	TC	PI
Turbo	-10	-11	6.37	1.99	6.04	2.04	5.77	2.11	5.53	2.18	5.32	2.26
	-5	-5.6	6.71	1.93	6.36	1.98	6.07	2.05	5.82	2.12	5.60	2.19
	0	-0.7	7.29	1.96	6.91	2.01	6.60	2.08	6.33	2.15	6.08	2.23
	7	6	9.72	2.11	9.21	2.17	8.80	2.25	8.44	2.33	8.11	2.40
	10	8	10.21	2.18	9.68	2.24	9.24	2.32	8.86	2.40	8.52	2.48
H	-10	-11	6.20	1.98	5.88	2.03	5.61	2.10	5.38	2.17	5.17	2.25
	-5	-5.6	6.53	1.92	6.19	1.97	5.91	2.04	5.66	2.11	5.45	2.18
	0	-0.7	7.09	1.95	6.72	2.00	6.42	2.07	6.16	2.14	5.92	2.21
	7	6	9.46	2.10	8.97	2.16	8.56	2.24	8.21	2.31	7.89	2.39
	10	8	9.93	2.17	9.41	2.23	8.99	2.31	8.62	2.38	8.29	2.46
M	-10	-11	6.00	2.01	5.69	2.06	5.43	2.14	5.21	2.21	5.01	2.28
	-5	-5.6	6.32	1.95	5.99	2.00	5.72	2.07	5.48	2.14	5.27	2.21
	0	-0.7	6.87	1.98	6.51	2.03	6.22	2.10	5.96	2.17	5.73	2.25
	7	6	9.16	2.14	8.68	2.20	8.29	2.27	7.95	2.35	7.64	2.43
	10	8	9.61	2.20	9.11	2.26	8.70	2.34	8.34	2.42	8.02	2.50
L	-10	-11	5.70	2.07	5.40	2.13	5.16	2.20	4.95	2.28	4.76	2.35
	-5	-5.6	6.00	2.01	5.69	2.07	5.43	2.14	5.21	2.21	5.01	2.28
	0	-0.7	6.52	2.04	6.18	2.10	5.91	2.17	5.66	2.24	5.44	2.32
	7	6	8.70	2.20	8.25	2.26	7.87	2.34	7.55	2.42	7.26	2.50
	10	8	9.13	2.27	8.66	2.33	8.27	2.41	7.93	2.49	7.62	2.58

U-MATCH SERIES AIR CONDITIONERS

GUD100ZD1/A-S Cooling

Fan speed	Indoor air temperature °C		Outdoor dry bulb temperature °C														
			25			30			35			40			46		
	DB	WB	TC	SHC	PI	TC	SHC	PI	TC	SHC	PI	TC	SHC	PI	TC	SHC	PI
Turbo	20	14	9.79	7.37	2.27	9.73	7.34	2.56	9.34	7.04	2.71	8.96	6.76	2.82	8.23	6.20	3.06
	24	17	10.37	8.14	2.38	10.32	8.10	2.69	9.90	7.77	2.84	9.50	7.46	2.96	8.72	6.84	3.21
	26	18	10.79	8.68	2.45	10.73	8.64	2.77	10.29	8.28	2.93	9.88	7.95	3.05	9.07	7.30	3.31
	27	19	11.00	8.94	2.46	10.94	8.89	2.78	10.50	8.53	2.94	10.08	8.19	3.06	9.25	7.51	3.32
	30	22	11.66	9.70	2.54	11.60	9.65	2.86	11.13	9.26	3.03	10.69	8.89	3.15	9.80	8.16	3.42
	32	24	12.19	10.42	2.61	12.12	10.37	2.95	11.63	9.95	3.12	11.17	9.55	3.25	10.25	8.76	3.52
H	20	14	9.39	6.88	2.19	9.34	6.84	2.47	8.96	6.56	2.61	8.61	6.30	2.72	7.93	5.81	2.95
	23	16	9.96	7.63	2.30	9.90	7.59	2.60	9.50	7.28	2.74	9.12	6.99	2.86	8.41	6.44	3.10
	26	18	10.36	8.16	2.37	10.30	8.12	2.67	9.88	7.79	2.82	9.49	7.48	2.94	8.74	6.89	3.19
	27	19	10.56	8.41	2.38	10.51	8.37	2.68	10.08	8.03	2.84	9.68	7.70	2.95	8.92	7.10	3.21
	30	22	11.20	9.15	2.45	11.14	9.10	2.76	10.68	8.73	2.92	10.26	8.38	3.04	9.46	7.73	3.30
	32	24	11.70	9.86	2.52	11.64	9.81	2.85	11.17	9.41	3.01	10.72	9.03	3.13	9.88	8.33	3.40
M	20	14	8.92	6.35	2.09	8.88	6.32	2.36	8.52	6.06	2.50	8.18	5.82	2.60	7.54	5.36	2.82
	23	16	9.46	7.08	2.19	9.41	7.04	2.48	9.03	6.75	2.62	8.67	6.48	2.73	7.99	5.97	2.96
	26	18	9.84	7.59	2.26	9.79	7.55	2.55	9.39	7.24	2.69	9.01	6.95	2.81	8.31	6.41	3.05
	27	19	10.03	7.83	2.27	9.98	7.79	2.56	9.58	7.47	2.71	9.19	7.17	2.82	8.47	6.61	3.06
	30	22	10.64	8.54	2.34	10.58	8.50	2.64	10.15	8.15	2.79	9.75	7.83	2.90	8.98	7.21	3.15
	32	24	11.12	9.23	2.41	11.06	9.18	2.72	10.61	8.81	2.87	10.18	8.46	2.99	9.39	7.79	3.24
L	20	14	8.21	5.67	2.04	8.17	5.64	2.30	7.83	5.41	2.43	7.52	5.20	2.53	6.93	4.79	2.75
	23	16	8.70	6.35	2.14	8.66	6.32	2.42	8.30	6.06	2.55	7.97	5.82	2.66	7.35	5.36	2.88
	26	18	9.05	6.83	2.20	9.00	6.80	2.49	8.64	6.52	2.63	8.29	6.26	2.74	7.64	5.77	2.97
	27	19	9.23	7.06	2.21	9.18	7.02	2.50	8.81	6.74	2.64	8.46	6.47	2.75	7.80	5.96	2.98
	30	22	9.79	7.72	2.28	9.73	7.68	2.57	9.34	7.37	2.72	8.97	7.07	2.83	8.26	6.52	3.07
	32	24	10.23	8.37	2.35	10.17	8.32	2.65	9.76	7.99	2.80	9.37	7.67	2.91	8.64	7.07	3.16

Heating

Fan speed	Outdoor air temperature °C		Indoor dry bulb temperature °C									
			16		18		20		22		24	
	DB	WB	TC	PI	TC	PI	TC	PI	TC	PI	TC	PI
Turbo	-10	-11	8.33	2.65	7.89	2.72	7.54	2.82	7.23	2.91	6.95	3.01
	-5	-5.6	8.76	2.57	8.31	2.64	7.94	2.74	7.61	2.83	7.32	2.92
	0	-0.7	9.53	2.61	9.03	2.68	8.63	2.78	8.27	2.87	7.95	2.97
	7	6	12.70	2.82	12.04	2.90	11.50	3.00	11.03	3.10	10.60	3.20
	10	8	13.34	2.90	12.64	2.99	12.08	3.09	11.58	3.19	11.13	3.30
H	-10	-11	8.10	2.64	7.68	2.71	7.33	2.80	7.03	2.90	6.76	3.00
	-5	-5.6	8.53	2.56	8.08	2.63	7.72	2.72	7.40	2.81	7.12	2.91
	0	-0.7	9.27	2.60	8.79	2.67	8.39	2.76	8.05	2.86	7.74	2.95
	7	6	12.36	2.81	11.72	2.88	11.19	2.99	10.73	3.09	10.32	3.19
	10	8	12.98	2.89	12.30	2.97	11.75	3.07	11.26	3.18	10.83	3.28

Fan speed	Outdoor air temperature °C		Indoor dry bulb temperature °C									
			16		18		20		22		24	
	DB	WB	TC	PI	TC	PI	TC	PI	TC	PI	TC	PI
M	-10	-11	7.84	2.68	7.43	2.75	7.10	2.85	6.81	2.94	6.55	3.04
	-5	-5.6	8.26	2.60	7.83	2.67	7.47	2.76	7.17	2.86	6.89	2.95
	0	-0.7	8.97	2.64	8.51	2.71	8.12	2.81	7.79	2.90	7.49	3.00
	7	6	11.96	2.85	11.34	2.93	10.83	3.03	10.38	3.13	9.99	3.24
	10	8	12.56	2.93	11.91	3.02	11.37	3.12	10.90	3.23	10.48	3.33
L	-10	-11	7.45	2.76	7.06	2.84	6.75	2.94	6.47	3.03	6.22	3.14
	-5	-5.6	7.84	2.68	7.43	2.75	7.10	2.85	6.81	2.95	6.55	3.04
	0	-0.7	8.52	2.72	8.08	2.80	7.72	2.89	7.40	2.99	7.11	3.09
	7	6	11.37	2.94	10.77	3.02	10.29	3.13	9.87	3.23	9.49	3.34
	10	8	11.93	3.03	11.31	3.11	10.80	3.22	10.36	3.33	9.96	3.44

GUD125ZD1/A-S
Cooling

Fan speed	Indoor air temperature °C		Outdoor dry bulb temperature °C														
			25			30			35			40			46		
	DB	WB	TC	SHC	PI	TC	SHC	PI	TC	SHC	PI	TC	SHC	PI	TC	SHC	PI
Turbo	20	14	11.28	8.11	2.83	11.22	8.06	3.20	10.76	7.74	3.38	10.33	7.43	3.52	9.48	6.81	3.82
	24	17	11.95	9.02	2.97	11.89	8.97	3.36	11.41	8.61	3.55	10.95	8.26	3.69	10.05	7.58	4.01
	26	18	12.43	9.66	3.06	12.37	9.61	3.46	11.86	9.22	3.65	11.39	8.85	3.80	10.45	8.12	4.13
	27	19	12.68	9.97	3.08	12.61	9.91	3.47	12.10	9.51	3.67	11.62	9.13	3.82	10.66	8.38	4.15
	30	22	13.44	10.86	3.17	13.37	10.80	3.58	12.83	10.37	3.78	12.31	9.95	3.94	11.30	9.13	4.27
	32	24	14.05	11.72	3.26	13.97	11.66	3.68	13.40	11.19	3.89	12.87	10.74	4.05	11.81	9.86	4.39
H	20	14	10.83	7.56	2.74	10.77	7.52	3.09	10.33	7.21	3.26	9.92	6.93	3.40	9.14	6.38	3.69
	23	16	11.47	8.45	2.87	11.41	8.41	3.24	10.95	8.06	3.42	10.51	7.74	3.56	9.69	7.14	3.87
	26	18	11.93	9.08	2.95	11.87	9.03	3.33	11.39	8.67	3.52	10.93	8.32	3.67	10.08	7.67	3.98
	27	19	12.17	9.38	2.97	12.11	9.33	3.35	11.62	8.95	3.54	11.15	8.59	3.69	10.28	7.92	4.00
	30	22	12.90	10.25	3.06	12.83	10.19	3.45	12.31	9.78	3.64	11.82	9.39	3.80	10.90	8.65	4.12
M	20	14	10.28	6.97	2.61	10.23	6.94	2.95	9.81	6.65	3.11	9.42	6.39	3.24	8.68	5.89	3.52
	23	16	10.90	7.84	2.74	10.84	7.79	3.09	10.40	7.48	3.27	9.99	7.18	3.40	9.21	6.62	3.69
	26	18	11.34	8.45	2.82	11.28	8.40	3.18	10.82	8.06	3.36	10.39	7.74	3.50	9.57	7.13	3.80
	27	19	11.56	8.73	2.83	11.50	8.68	3.20	11.04	8.33	3.38	10.59	8.00	3.52	9.77	7.37	3.82
	30	22	12.26	9.56	2.92	12.19	9.51	3.29	11.70	9.13	3.48	11.23	8.76	3.62	10.35	8.08	3.93
	32	24	12.81	10.39	3.00	12.74	10.33	3.39	12.22	9.91	3.58	11.74	9.51	3.73	10.82	8.77	4.05
L	20	14	9.46	6.23	2.55	9.41	6.20	2.87	9.03	5.94	3.04	8.67	5.71	3.16	7.99	5.26	3.43
	23	16	10.03	7.04	2.67	9.98	7.00	3.02	9.57	6.71	3.19	9.19	6.45	3.32	8.47	5.94	3.60
	26	18	10.43	7.61	2.75	10.38	7.57	3.10	9.95	7.26	3.28	9.56	6.97	3.42	8.81	6.42	3.71
	27	19	10.64	7.87	2.76	10.58	7.83	3.12	10.15	7.51	3.30	9.75	7.21	3.43	8.98	6.65	3.72
	30	22	11.28	8.65	2.84	11.22	8.60	3.21	10.76	8.25	3.39	10.33	7.92	3.53	9.52	7.30	3.83
	32	24	11.78	9.42	2.93	11.72	9.37	3.31	11.25	8.99	3.49	10.80	8.63	3.64	9.95	7.95	3.95

U-MATCH SERIES AIR CONDITIONERS

Heating

Fan speed	Outdoor air temperature °C		Indoor dry bulb temperature °C									
			16		18		20		22		24	
	DB	WB	TC	PI	TC	PI	TC	PI	TC	PI	TC	PI
			kW	kW	kW	kW	kW	kW	kW	kW	kW	kW
Turbo	-10	-11	9.77	3.36	9.27	3.45	8.85	3.57	8.48	3.69	8.16	3.81
	-5	-5.6	10.29	3.26	9.75	3.35	9.32	3.47	8.93	3.58	8.59	3.70
	0	-0.7	11.18	3.31	10.60	3.40	10.13	3.52	9.71	3.64	9.33	3.76
	7	6	14.91	3.57	14.14	3.67	13.50	3.80	12.94	3.93	12.45	4.06
	10	8	15.66	3.68	14.84	3.78	14.18	3.91	13.59	4.05	13.07	4.18
H	-10	-11	9.51	3.34	9.02	3.43	8.61	3.55	8.26	3.67	7.94	3.79
	-5	-5.6	10.01	3.24	9.49	3.33	9.06	3.45	8.69	3.56	8.36	3.68
	0	-0.7	10.88	3.29	10.32	3.38	9.85	3.50	9.45	3.62	9.08	3.74
	7	6	14.51	3.55	13.75	3.65	13.14	3.78	12.59	3.91	12.11	4.04
	10	8	15.23	3.66	14.44	3.76	13.79	3.89	13.22	4.02	12.72	4.16
M	-10	-11	9.21	3.39	8.73	3.48	8.33	3.61	7.99	3.73	7.68	3.85
	-5	-5.6	9.69	3.29	9.19	3.38	8.77	3.50	8.41	3.62	8.09	3.74
	0	-0.7	10.53	3.34	9.99	3.43	9.54	3.55	9.14	3.67	8.79	3.80
	7	6	14.04	3.61	13.31	3.71	12.72	3.84	12.19	3.97	11.72	4.10
	10	8	14.75	3.72	13.98	3.82	13.35	3.95	12.80	4.09	12.31	4.22
L	-10	-11	8.75	3.50	8.29	3.59	7.92	3.72	7.59	3.84	7.30	3.97
	-5	-5.6	9.21	3.39	8.73	3.49	8.33	3.61	7.99	3.73	7.68	3.86
	0	-0.7	10.01	3.44	9.49	3.54	9.06	3.67	8.69	3.79	8.35	3.91
	7	6	13.34	3.72	12.65	3.82	12.08	3.96	11.58	4.09	11.14	4.23
	10	8	14.01	3.83	13.28	3.94	12.68	4.08	12.16	4.21	11.69	4.35

GUD140ZD1/A-S Cooling

Fan speed	Indoor air temperature °C		Outdoor dry bulb temperature °C														
			25			30			35			40			46		
	DB	WB	TC	SHC	PI	TC	SHC	PI	TC	SHC	PI	TC	SHC	PI	TC	SHC	PI
			kW	kW	kW	kW	kW	kW	kW	kW	kW	kW	kW	kW	kW	kW	kW
Turbo	20	14	12.49	9.99	3.32	12.42	9.94	3.75	11.92	9.53	3.96	11.44	9.15	4.13	10.50	8.40	4.48
	24	17	13.24	10.93	3.48	13.17	10.87	3.93	12.63	10.43	4.16	12.13	10.01	4.33	11.13	9.18	4.70
	26	18	13.77	11.59	3.59	13.69	11.52	4.05	13.14	11.06	4.28	12.61	10.61	4.46	11.57	9.74	4.84
	27	19	14.04	11.90	3.60	13.97	11.84	4.07	13.40	11.36	4.30	12.86	10.91	4.48	11.80	10.01	4.86
	30	22	14.88	12.85	3.71	14.81	12.79	4.19	14.20	12.27	4.43	13.64	11.78	4.61	12.51	10.80	5.00
	32	24	15.55	13.73	3.82	15.47	13.65	4.31	14.84	13.10	4.56	14.25	12.58	4.75	13.07	11.54	5.15
H	20	14	11.99	9.33	3.20	11.93	9.28	3.62	11.44	8.90	3.82	10.98	8.54	3.98	10.12	7.87	4.32
	23	16	12.71	10.24	3.36	12.64	10.19	3.80	12.13	9.77	4.01	11.64	9.38	4.18	10.73	8.65	4.53
	26	18	13.22	10.89	3.46	13.15	10.83	3.91	12.61	10.39	4.13	12.11	9.98	4.30	11.16	9.20	4.66
	27	19	13.48	11.20	3.48	13.41	11.14	3.93	12.86	10.69	4.15	12.35	10.26	4.32	11.38	9.46	4.69
	30	22	14.29	12.12	3.58	14.21	12.06	4.04	13.64	11.57	4.27	13.09	11.11	4.45	12.07	10.24	4.83
	32	24	14.93	12.98	3.69	14.85	12.91	4.16	14.25	12.39	4.40	13.68	11.89	4.58	12.61	10.96	4.97

Fan speed	Indoor air temperature °C		Outdoor dry bulb temperature °C														
			25			30			35			40			46		
	DB	WB	TC	SHC	PI	TC	SHC	PI	TC	SHC	PI	TC	SHC	PI	TC	SHC	PI
M	20	14	11.39	8.61	3.06	11.33	8.56	3.45	10.87	8.22	3.65	10.43	7.89	3.80	9.62	7.27	4.12
	23	16	12.07	9.50	3.21	12.01	9.45	3.62	11.52	9.07	3.83	11.06	8.70	3.99	10.19	8.02	4.33
	26	18	12.56	10.13	3.30	12.49	10.07	3.73	11.98	9.67	3.94	11.50	9.28	4.11	10.60	8.55	4.45
	27	19	12.81	10.43	3.32	12.74	10.37	3.75	12.22	9.95	3.96	11.73	9.55	4.13	10.81	8.80	4.48
	30	22	13.57	11.31	3.42	13.50	11.25	3.86	12.95	10.80	4.08	12.44	10.37	4.25	11.46	9.55	4.61
	32	24	14.19	12.15	3.52	14.11	12.09	3.97	13.54	11.60	4.20	13.00	11.13	4.37	11.98	10.26	4.74
L	20	14	10.48	7.70	2.98	10.42	7.66	3.37	10.00	7.35	3.56	9.60	7.05	3.71	8.85	6.50	4.02
	23	16	11.11	8.53	3.13	11.05	8.49	3.53	10.60	8.14	3.73	10.18	7.82	3.89	9.38	7.20	4.22
	26	18	11.55	9.12	3.22	11.49	9.07	3.64	11.02	8.71	3.84	10.58	8.36	4.00	9.75	7.70	4.34
	27	19	11.78	9.40	3.24	11.72	9.35	3.65	11.24	8.97	3.86	10.79	8.61	4.02	9.95	7.94	4.36
	30	22	12.49	10.23	3.33	12.42	10.17	3.76	11.92	9.76	3.97	11.44	9.37	4.14	10.55	8.64	4.49
	32	24	13.05	11.01	3.43	12.98	10.96	3.87	12.45	10.51	4.09	11.96	10.09	4.26	11.02	9.30	4.62

Heating

Fan speed	Outdoor air temperature °C		Indoor dry bulb temperature °C									
			16		18		20		22		24	
	DB	WB	TC	PI	TC	PI	TC	PI	TC	PI	TC	PI
Turbo	-10	-11	11.22	3.71	10.64	3.81	10.16	3.95	9.74	4.08	9.37	4.22
	-5	-5.6	11.81	3.60	11.20	3.70	10.70	3.83	10.25	3.96	9.86	4.09
	0	-0.7	12.84	3.66	12.17	3.76	11.63	3.89	11.15	4.02	10.72	4.15
	7	6	17.12	3.95	16.23	4.06	15.50	4.20	14.86	4.34	14.29	4.49
	10	8	17.98	4.07	17.04	4.18	16.28	4.33	15.60	4.47	15.00	4.62
H	-10	-11	10.92	3.69	10.35	3.79	9.89	3.93	9.48	4.06	9.11	4.19
	-5	-5.6	11.49	3.58	10.90	3.68	10.41	3.81	9.98	3.94	9.59	4.07
	0	-0.7	12.49	3.64	11.84	3.74	11.31	3.87	10.84	4.00	10.43	4.13
	7	6	16.66	3.93	15.79	4.04	15.08	4.18	14.46	4.32	13.90	4.46
	10	8	17.49	4.05	16.58	4.16	15.84	4.30	15.18	4.45	14.60	4.60
M	-10	-11	10.57	3.75	10.02	3.85	9.57	3.99	9.18	4.12	8.82	4.26
	-5	-5.6	11.13	3.64	10.55	3.74	10.07	3.87	9.66	4.00	9.29	4.13
	0	-0.7	12.09	3.69	11.47	3.79	10.95	3.93	10.50	4.06	10.09	4.20
	7	6	16.13	3.99	15.29	4.10	14.60	4.24	14.00	4.38	13.46	4.53
	10	8	16.93	4.11	16.05	4.22	15.33	4.37	14.70	4.52	14.13	4.67
L	-10	-11	10.04	3.86	9.52	3.97	9.09	4.11	8.72	4.25	8.38	4.39
	-5	-5.6	10.57	3.75	10.02	3.86	9.57	3.99	9.18	4.12	8.82	4.26
	0	-0.7	11.49	3.81	10.89	3.91	10.40	4.05	9.97	4.19	9.59	4.33
	7	6	15.32	4.11	14.52	4.23	13.87	4.38	13.30	4.52	12.79	4.67
	10	8	16.09	4.24	15.25	4.35	14.56	4.51	13.96	4.66	13.43	4.81

U-MATCH SERIES AIR CONDITIONERS

GUD160ZD1/A-S

Cooling

Fan speed	Indoor air temperature °C		Outdoor dry bulb temperature °C														
			25			30			35			40			46		
	DB	WB	TC	SHC	PI	TC	SHC	PI	TC	SHC	PI	TC	SHC	PI	TC	SHC	PI
Turbo	20	14	14.91	9.62	4.09	14.83	9.57	4.62	14.23	9.18	4.88	13.66	8.82	5.09	12.53	8.09	5.52
	24	17	15.81	10.91	4.29	15.72	10.85	4.85	15.08	10.41	5.12	14.48	10.00	5.34	13.29	9.17	5.79
	26	18	16.44	11.82	4.42	16.35	11.76	4.99	15.69	11.28	5.27	15.06	10.83	5.49	13.82	9.94	5.96
	27	19	16.77	12.24	4.44	16.68	12.17	5.02	16.00	11.68	5.30	15.36	11.21	5.52	14.09	10.29	5.99
	30	22	17.77	13.47	4.57	17.68	13.40	5.16	16.96	12.86	5.46	16.28	12.34	5.68	14.94	11.32	6.17
	32	24	18.57	14.70	4.71	18.47	14.62	5.32	17.72	14.03	5.62	17.02	13.47	5.85	15.61	12.36	6.35
H	20	14	14.31	8.97	3.95	14.24	8.92	4.46	13.66	8.56	4.71	13.11	8.21	4.91	12.09	7.57	5.32
	23	16	15.17	10.22	4.14	15.09	10.17	4.68	14.48	9.75	4.94	13.90	9.36	5.15	12.81	8.63	5.59
	26	18	15.78	11.11	4.27	15.70	11.05	4.82	15.06	10.60	5.09	14.46	10.18	5.30	13.33	9.38	5.75
	27	19	16.10	11.52	4.29	16.01	11.45	4.84	15.36	10.99	5.11	14.75	10.55	5.33	13.59	9.72	5.78
	30	22	17.06	12.71	4.41	16.97	12.64	4.98	16.28	12.13	5.26	15.63	11.64	5.48	14.41	10.73	5.95
	32	24	17.83	13.91	4.54	17.74	13.84	5.13	17.01	13.28	5.42	16.33	12.75	5.64	15.06	11.75	6.12
M	20	14	13.60	8.26	3.77	13.53	8.22	4.26	12.98	7.88	4.50	12.46	7.57	4.69	11.48	6.98	5.08
	23	16	14.41	9.47	3.96	14.34	9.42	4.47	13.76	9.04	4.72	13.21	8.68	4.92	12.17	8.00	5.33
	26	18	14.99	10.33	4.07	14.91	10.27	4.60	14.31	9.86	4.86	13.73	9.46	5.06	12.66	8.72	5.49
	27	19	15.29	10.72	4.09	15.21	10.66	4.62	14.59	10.23	4.88	14.01	9.82	5.09	12.91	9.05	5.52
	30	22	16.21	11.87	4.21	16.12	11.80	4.76	15.47	11.32	5.03	14.85	10.87	5.23	13.69	10.02	5.68
	32	24	16.94	13.03	4.34	16.85	12.96	4.90	16.16	12.43	5.17	15.52	11.94	5.39	14.30	11.00	5.85
L	20	14	12.51	7.37	3.68	12.44	7.33	4.15	11.94	7.03	4.39	11.46	6.75	4.57	10.56	6.22	4.96
	23	16	13.26	8.50	3.86	13.19	8.46	4.35	12.66	8.11	4.60	12.15	7.79	4.79	11.20	7.18	5.20
	26	18	13.79	9.30	3.97	13.72	9.25	4.48	13.16	8.88	4.74	12.64	8.52	4.93	11.65	7.85	5.35
	27	19	14.07	9.67	3.99	13.99	9.61	4.50	13.42	9.22	4.76	12.89	8.86	4.96	11.88	8.16	5.38
	30	22	14.91	10.73	4.11	14.83	10.67	4.64	14.23	10.24	4.90	13.66	9.83	5.10	12.59	9.06	5.54
	32	24	15.58	11.82	4.23	15.50	11.76	4.77	14.87	11.28	5.04	14.28	10.83	5.25	13.16	9.98	5.70

Heating

Fan speed	Outdoor air temperature °C		Indoor dry bulb temperature °C									
			16		18		20		22		24	
	DB	WB	TC	PI	TC	PI	TC	PI	TC	PI	TC	PI
Turbo	-10	-11	12.31	4.24	11.67	4.36	11.14	4.51	10.68	4.66	10.27	4.82
	-5	-5.6	12.96	4.12	12.28	4.23	11.73	4.38	11.25	4.53	10.81	4.68
	0	-0.7	14.08	4.18	13.35	4.29	12.75	4.44	12.22	4.59	11.75	4.75
	7	6	18.78	4.51	17.80	4.64	17.00	4.80	16.30	4.96	15.67	5.13
	10	8	19.72	4.65	18.69	4.78	17.85	4.94	17.11	5.11	16.46	5.28
H	-10	-11	11.98	4.22	11.35	4.34	10.84	4.49	10.40	4.64	10.00	4.79
	-5	-5.6	12.61	4.09	11.95	4.21	11.41	4.36	10.94	4.50	10.52	4.65
	0	-0.7	13.70	4.16	12.99	4.27	12.41	4.42	11.89	4.57	11.44	4.72
	7	6	18.27	4.49	17.32	4.61	16.54	4.78	15.86	4.94	15.25	5.10
	10	8	19.18	4.62	18.19	4.75	17.37	4.92	16.65	5.08	16.01	5.25

Fan speed	Outdoor air temperature °C		Indoor dry bulb temperature °C									
			16		18		20		22		24	
	DB	WB	TC	PI	TC	PI	TC	PI	TC	PI	TC	PI
M	-10	-11	11.59	4.28	10.99	4.40	10.50	4.56	10.06	4.71	9.68	4.87
	-5	-5.6	12.20	4.16	11.57	4.27	11.05	4.42	10.59	4.57	10.19	4.72
	0	-0.7	13.26	4.22	12.57	4.34	12.01	4.49	11.51	4.64	11.07	4.79
	7	6	17.69	4.56	16.77	4.68	16.01	4.85	15.35	5.01	14.76	5.18
	10	8	18.57	4.69	17.60	4.82	16.81	4.99	16.12	5.16	15.50	5.33
L	-10	-11	11.01	4.42	10.44	4.54	9.97	4.70	9.56	4.86	9.19	5.02
	-5	-5.6	11.59	4.29	10.99	4.41	10.50	4.56	10.06	4.71	9.68	4.87
	0	-0.7	12.60	4.35	11.95	4.47	11.41	4.63	10.94	4.78	10.52	4.95
	7	6	16.80	4.70	15.93	4.83	15.21	5.00	14.58	5.17	14.02	5.34
	10	8	17.64	4.84	16.72	4.98	15.97	5.15	15.31	5.32	14.72	5.50

Symbols:

DB: Dry bulb temperature

WB: Wet bulb temperature

TC: Total cooling(heating) capacity

SHC: Sensible heat capacity

PI: Power input (compressor + indoor fan motor + outdoor fan motor)

1. The above data are based on the following conditions.

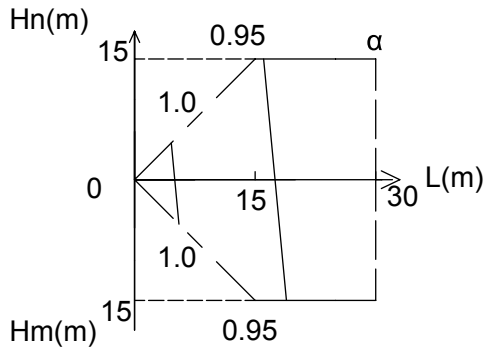
—	Power Supply	Equivalent Piping Length
Indoor	230V ~50Hz	Standard Piping Length

2. Capacities are net, including a deduction for cooling (an addition for heating) for indoor fan motor heat.

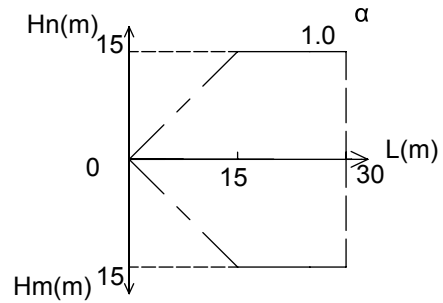
➔ 6.2 Pipe Length Drop Capacity Correction

GUD35T1/A-S; GUD35P1/A-S; GUD35PS1/A-S; GUD35ZD1/A-S

Cooling

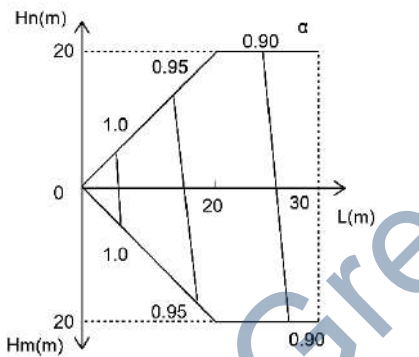


Heating

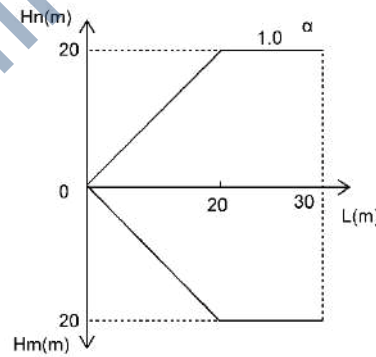


GUD50T1/A-S; GUD50T1/A1-S; GUD50P1/A-S; GUD50PS1/A-S; GUD50ZD1/A-S
GUD71T1/A-S; GUD71PH1/A-S; GUD71PHS1/A-S; GUD71ZD1/A-S

Cooling

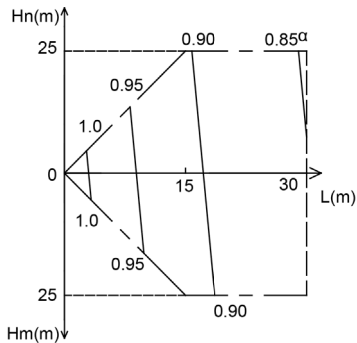


Heating

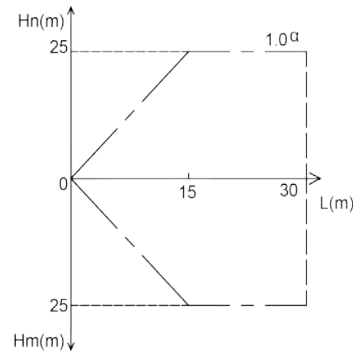


GUD85T1/A-S; GUD85PH1/A-S; GUD85PHS1/A-S; GUD85ZD1/A-S

Cooling

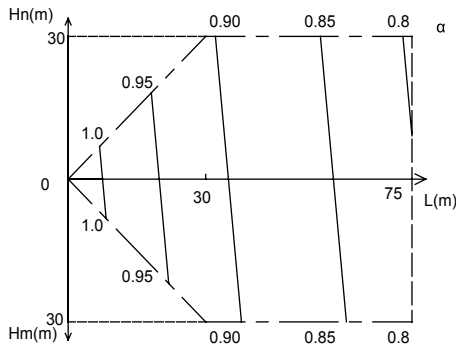


Heating

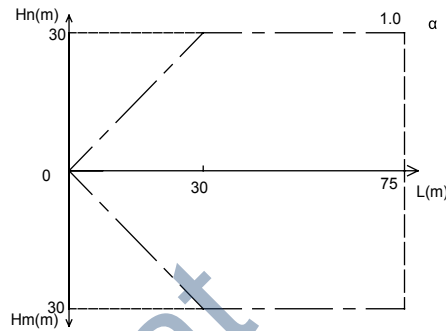


GUD100T1/A-S; GUD100PH1/A-S; GUD100PHS1/A-S; GUD100ZD1/A-S
 GUD125T1/A-S; GUD125PH1/A-S; GUD125PHS1/A-S; GUD125ZD1/A-S
 GUD140T1/A-S; GUD140PH1/A-S; GUD140PHS1/A-S; GUD140ZD1/A-S
 GUD160T1/A-S; GUD160PH1/A-S; GUD160PHS1/A-S; GUD160ZD1/A-S

Cooling



Heating



Symbols:

- L: Length of connection pipe
- H_n : Vertical rise (ODU below IDU)
- H_m : Vertical drop (ODU above IDU)
- α : Capacity correction factor

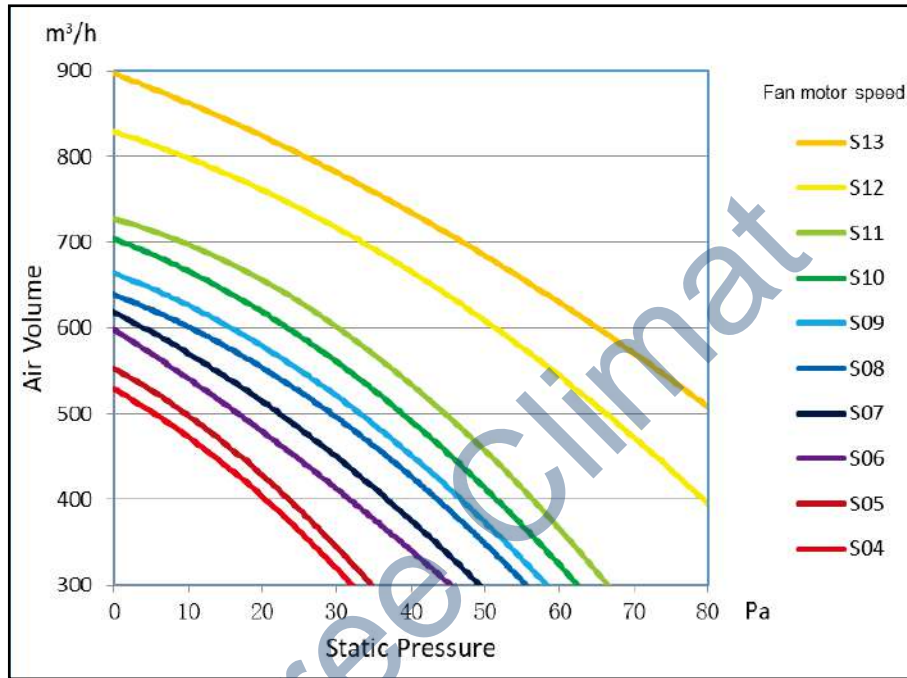
Notes:

1. Above figures indicate the capacity change rate of a standard indoor unit system under maximum load in standard conditions.
2. Under partial load, the capacity change rate indicated above will have a very small deviation.
3. Capacity calculation method for cooling/heating
 Cooling/heating capacity = the corresponding capacity in the table of cooling/heating performance \times Capacity correction factor

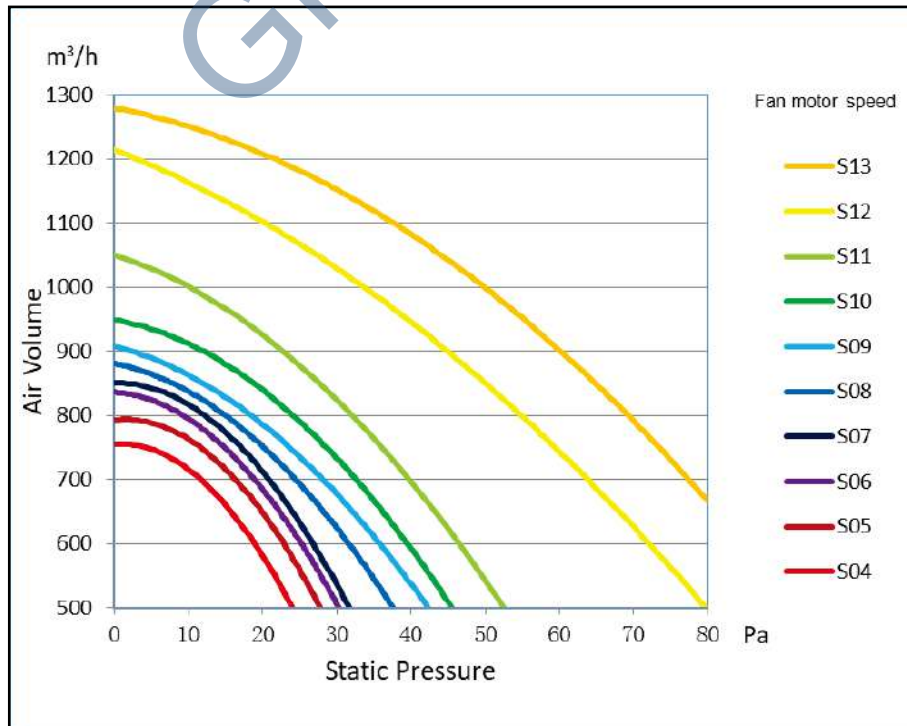
7 AIR VOLUME STATIC PRESSURE CURVE

7.1 Common Duct Type

GUD35P1/A-S & GUD35PS1/A-S



GUD50P1/A-S & GUD50PS1/A-S



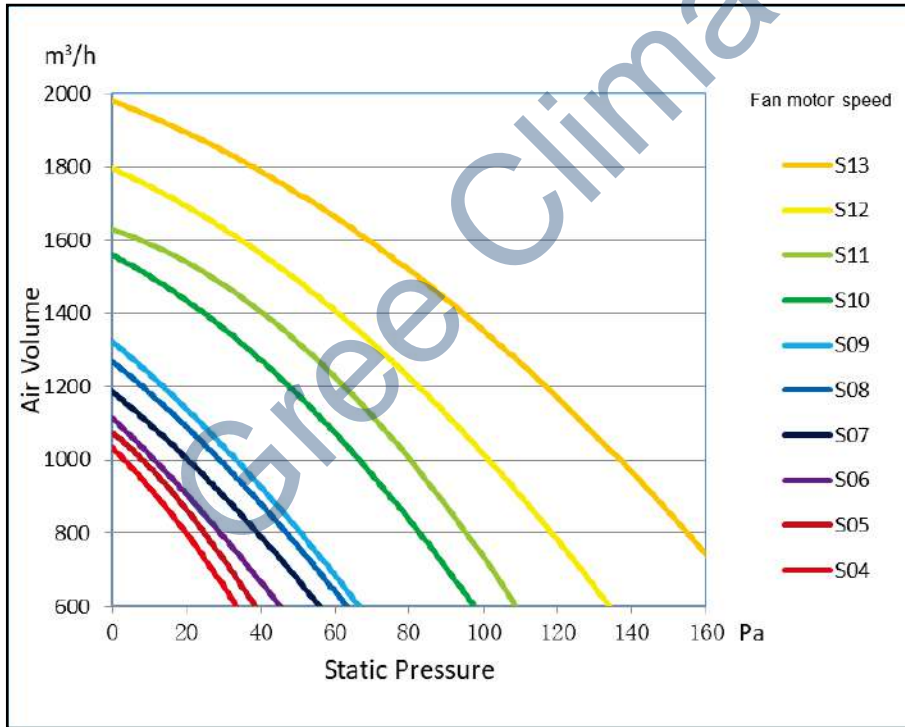
Notes:

1. The external static pressure (ESP) can be changed in 5 levels by the remote controller.
2. The default ESP mode setting is P05 which is the rated ESP.
3. The remote controller can be used to change turbo, H, M and L.

Static pressure selection	Super high speed	High speed	Medium speed	Low speed
P03	S09	S08	S06	S04
P04	S10	S09	S07	S05
P05	S11	S10	S08	S06
P06	S12	S11	S09	S07
P07	S13	S12	S10	S08

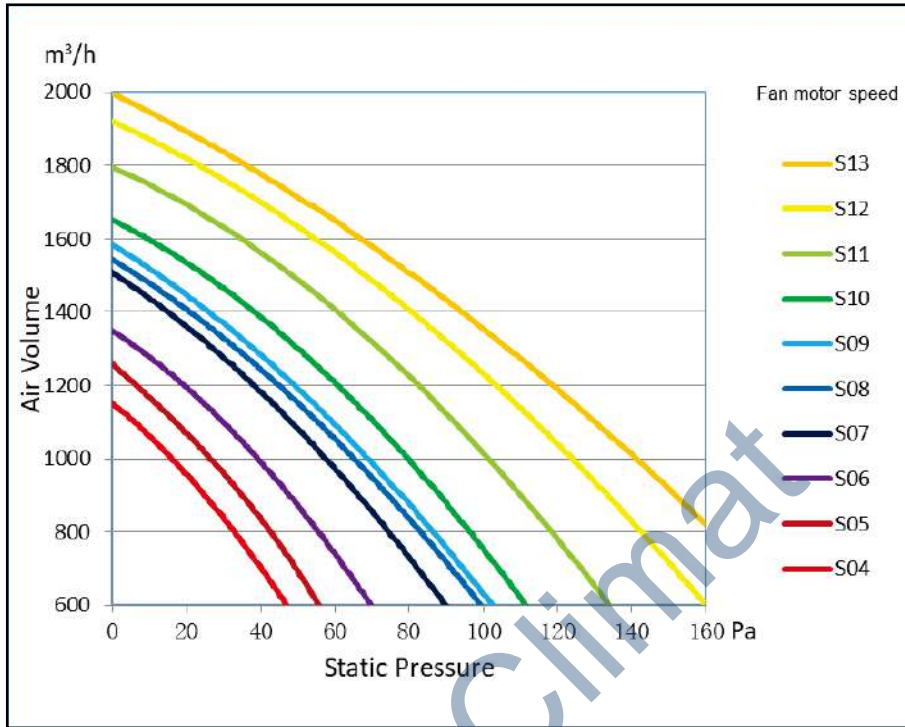
➔ 7.2 High Static Pressure Duct Type

GUD71PH1/A-S & GUD71PHS1/A-S

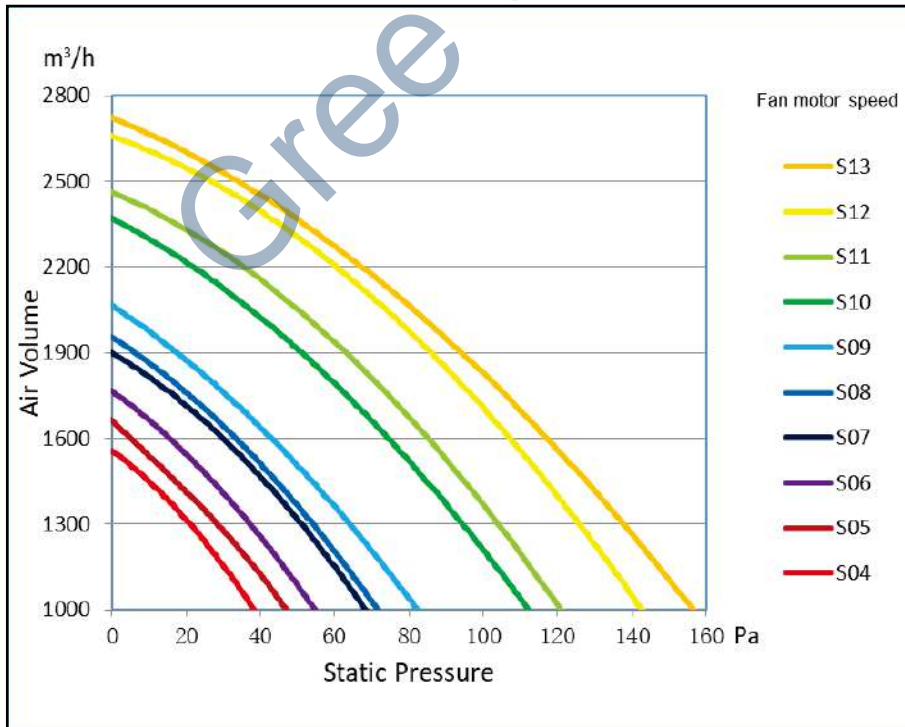


U-MATCH SERIES AIR CONDITIONERS

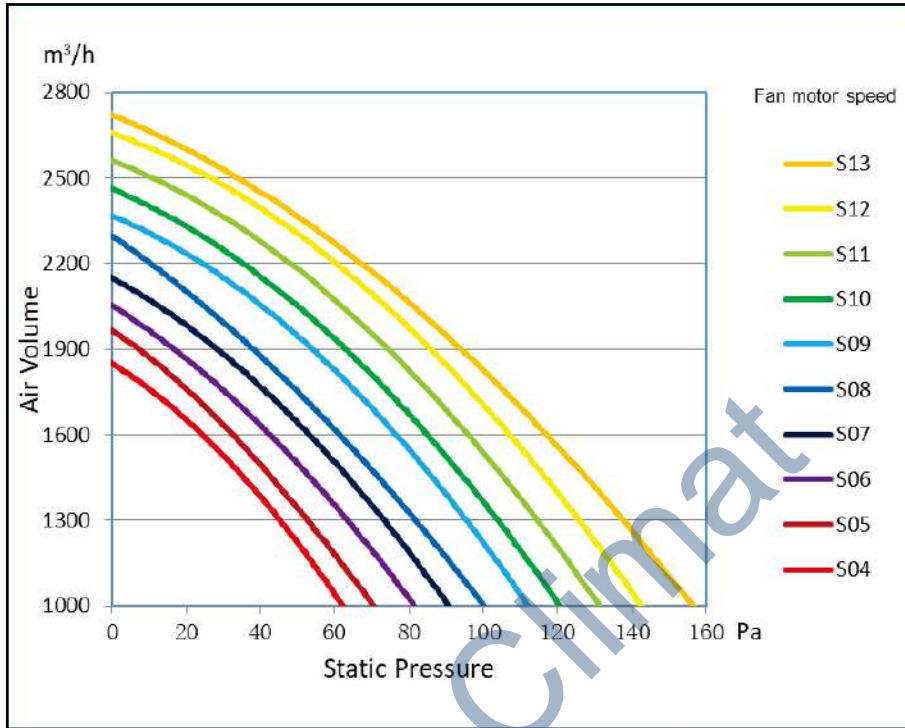
GUD85PH1/A-S & GUD85PHS1/A-S



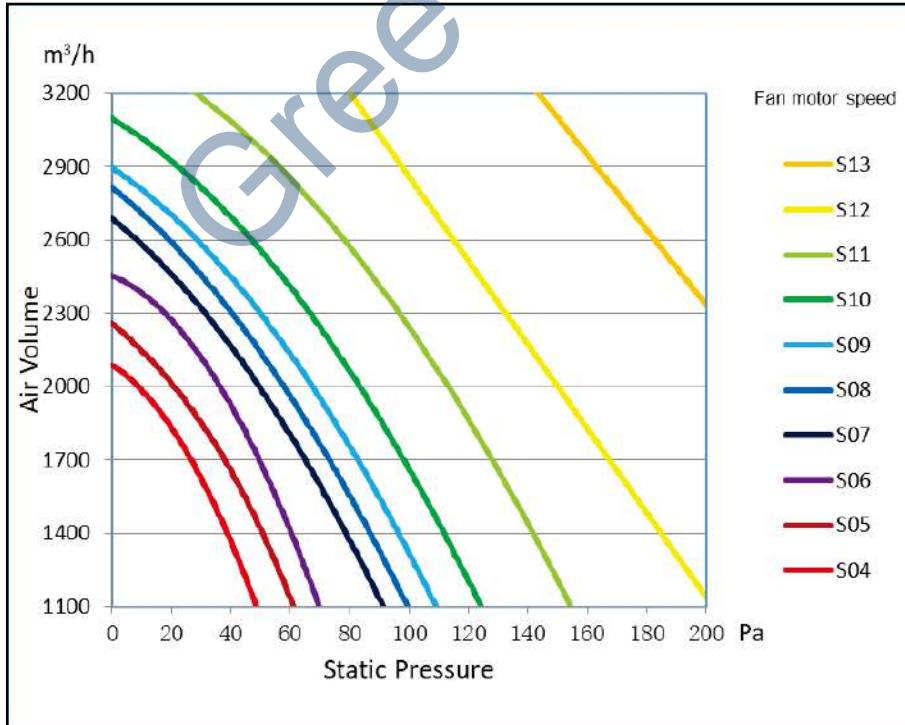
GUD100PH1/A-S & GUD100PHS1/A-S



GUD125PH1/A-S & GUD125PHS1/A-S

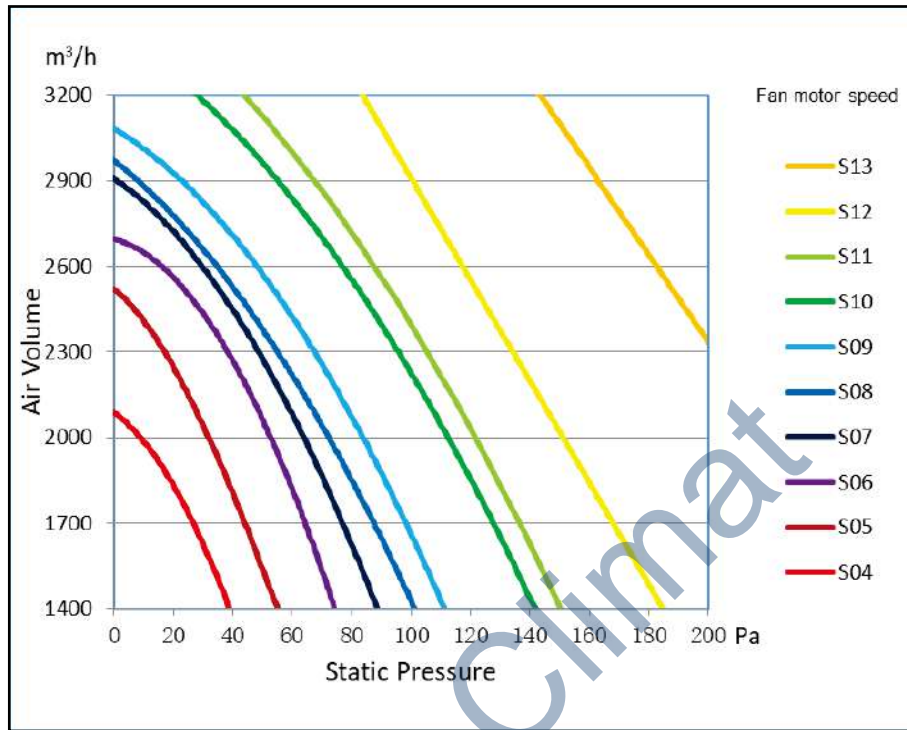


GUD140PH1/A-S & GUD140PHS1/A-S



U-MATCH SERIES AIR CONDITIONERS

GUD160PH1/A-S & GUD160PHS1/A-S



Notes:

1. The external static pressure (ESP) can be changed in 9 levels by the remote controller.
2. The default ESP mode setting is P05 which is the rated ESP.
3. The remote controller can be used to change turbo, H, M and L.

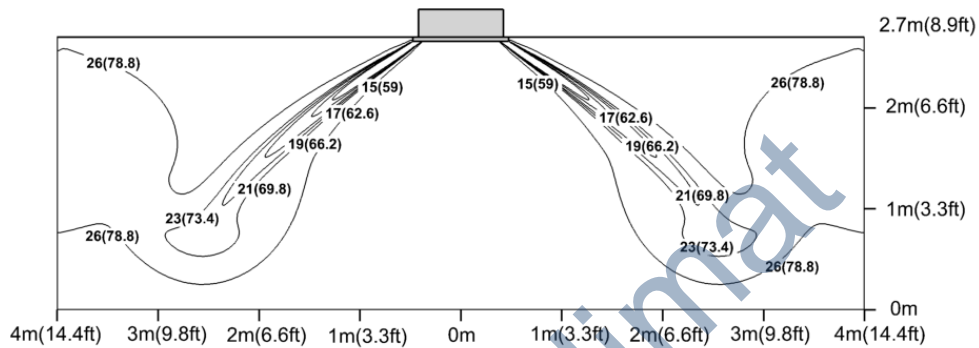
Static pressure selection	Super high speed	High speed	Medium speed	Low speed
P01	S05	S03	S02	S01
P02	S06	S04	S03	S02
P03	S07	S05	S04	S03
P04	S08	S06	S05	S04
P05	S09	S07	S06	S05
P06	S10	S08	S07	S06

8 AIRFLOW CHART

8.1 Cassette Type

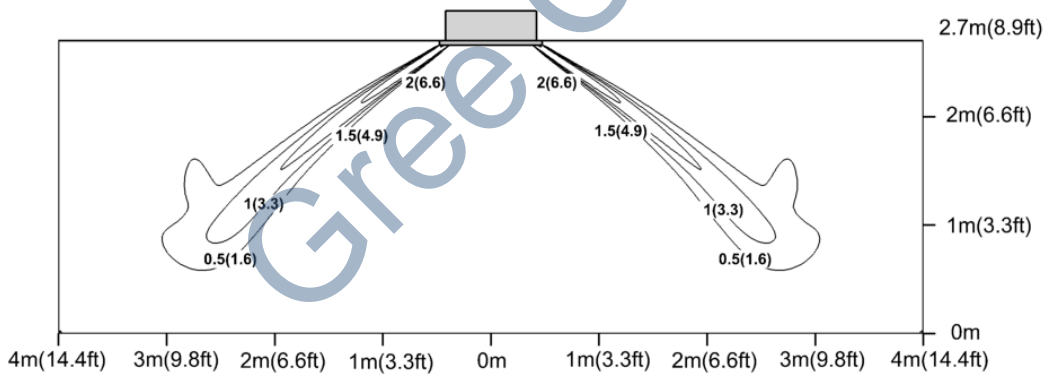
GUD35T1/A-S; GUD50T1/A-S; GUD50T1/A1-S
Cooling temperature

Unit: °C (°F)



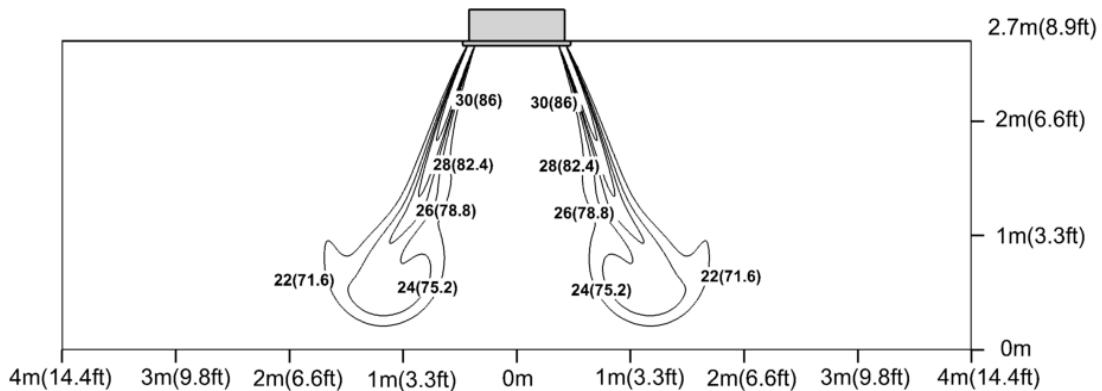
Cooling air velocity

Unit: m/s(ft/s)



Heating temperature

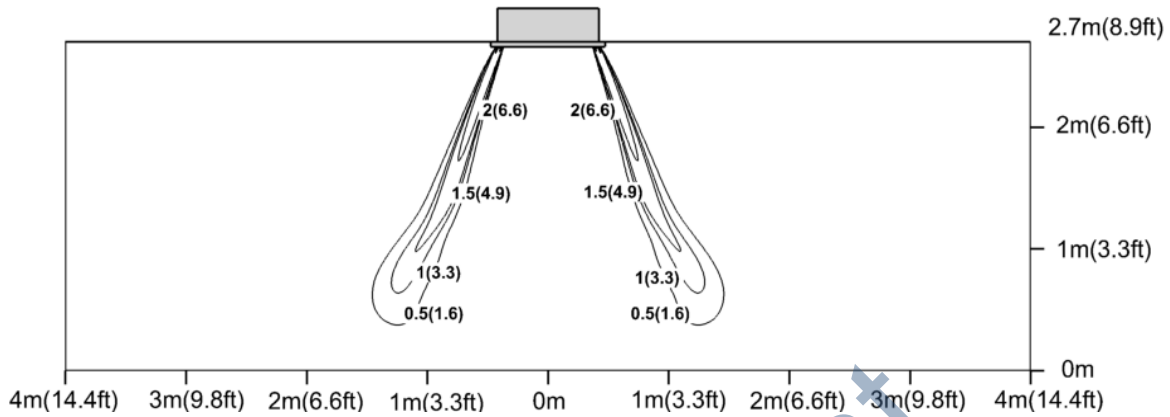
Unit: °C (°F)



U-MATCH SERIES AIR CONDITIONERS

Heating air velocity

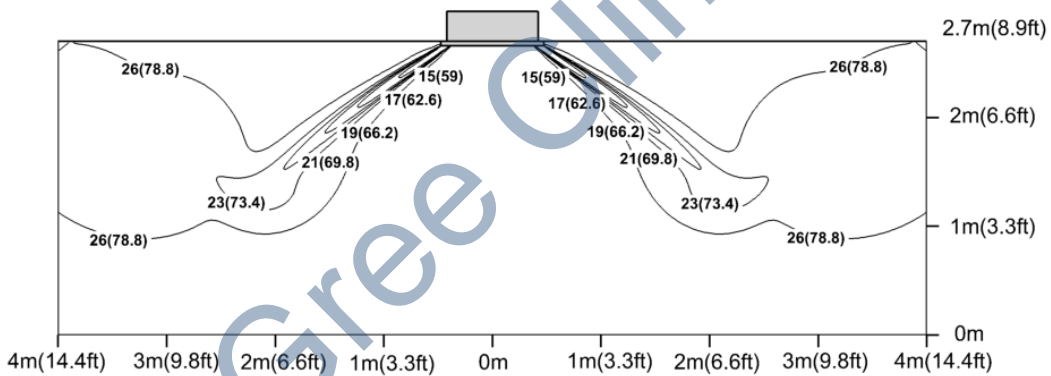
Unit: m/s(ft/s)



GUD71T1/A-S GUD85T1/A-S

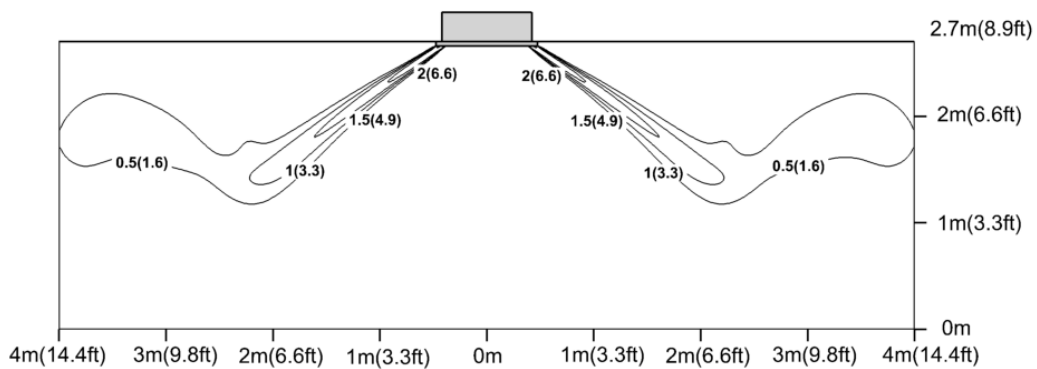
Cooling temperature

Unit: °C (°F)



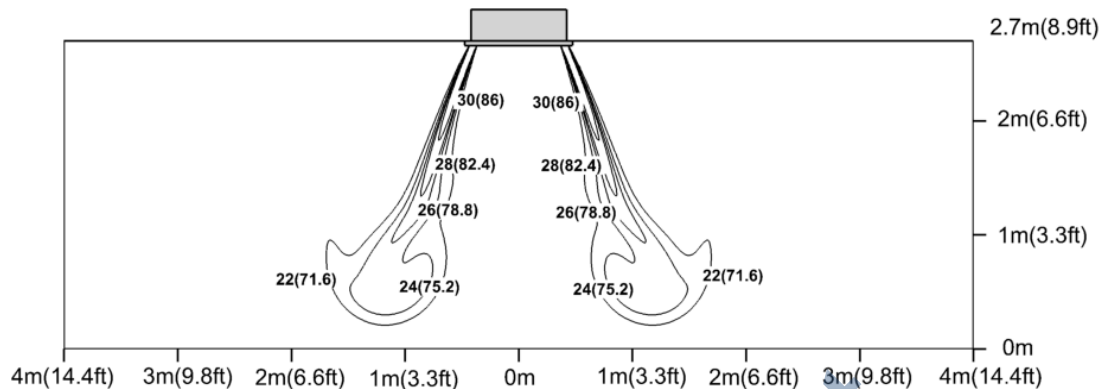
Cooling air velocity

Unit: m/s(ft/s)



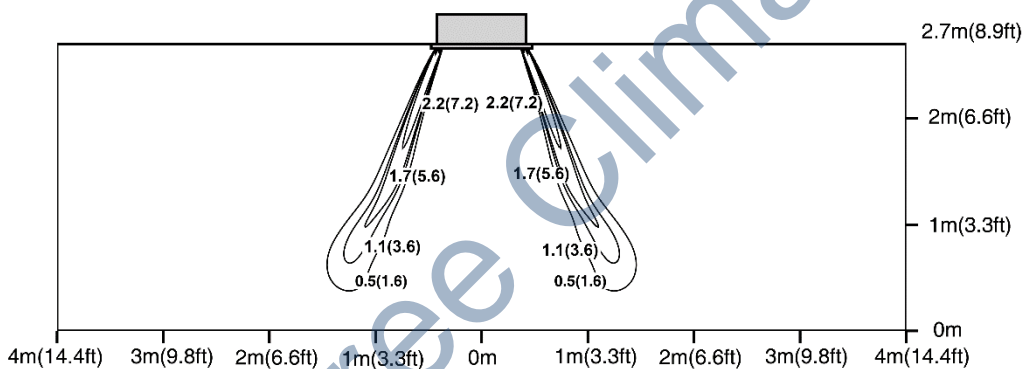
Heating temperature

Unit: °C (°F)



Heating air velocity

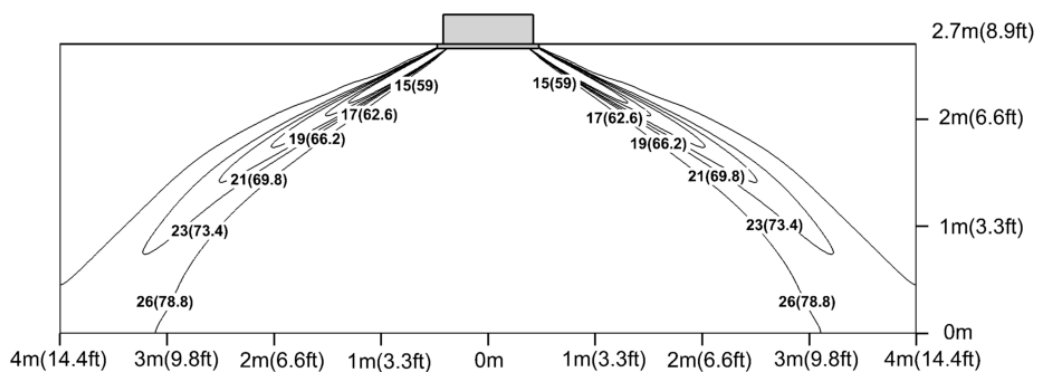
Unit: m/s(ft/s)



GUD100T1/A-S; GUD125T1/A-S

Cooling temperature

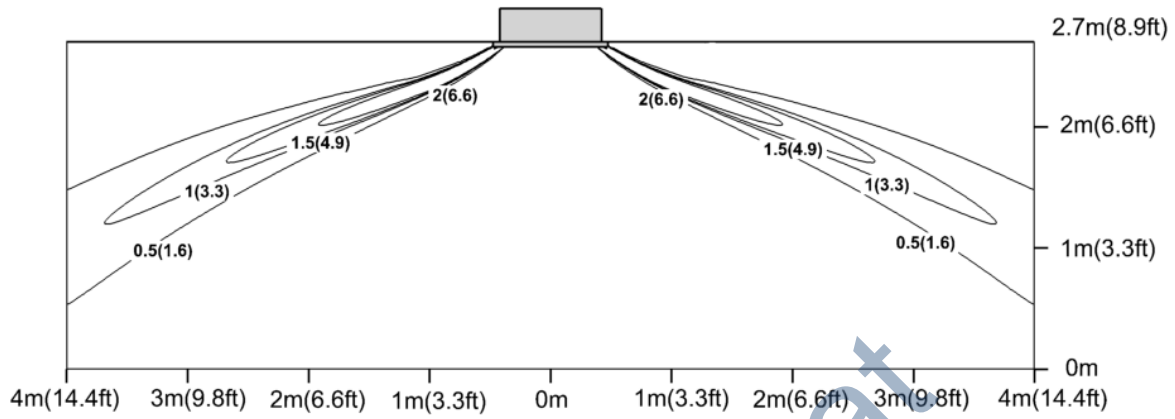
Unit: °C (°F)



U-MATCH SERIES AIR CONDITIONERS

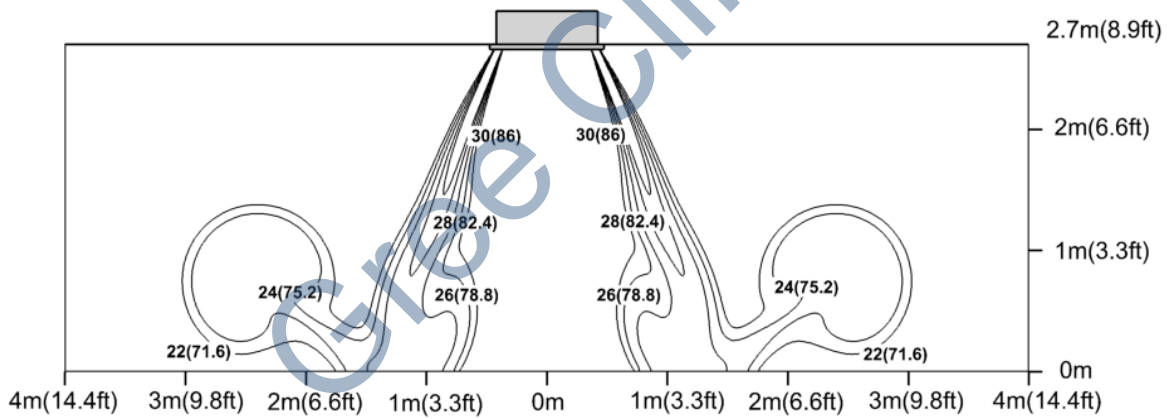
Cooling air velocity

Unit: m/s(ft/s)



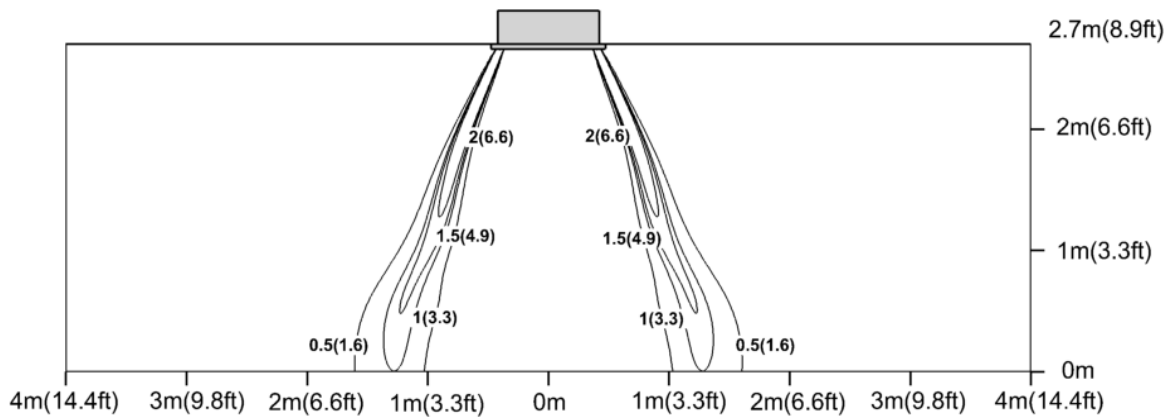
Heating temperature

Unit: °C (°F)



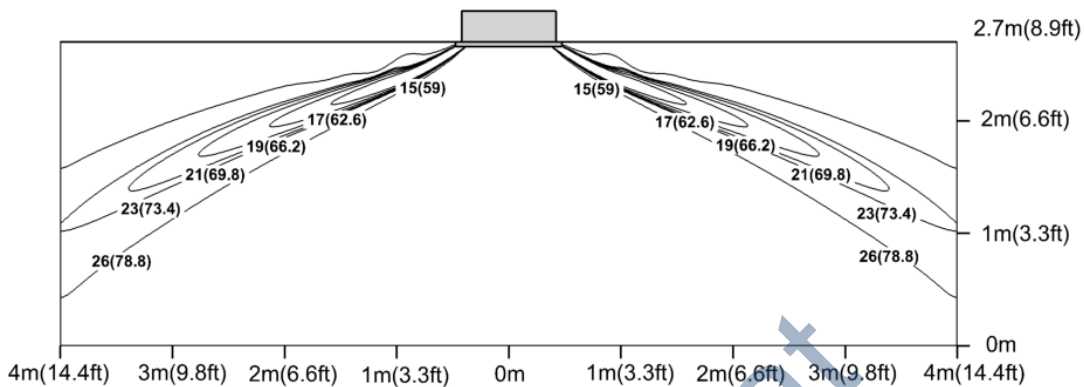
Heating air velocity

Unit: m/s(ft/s)



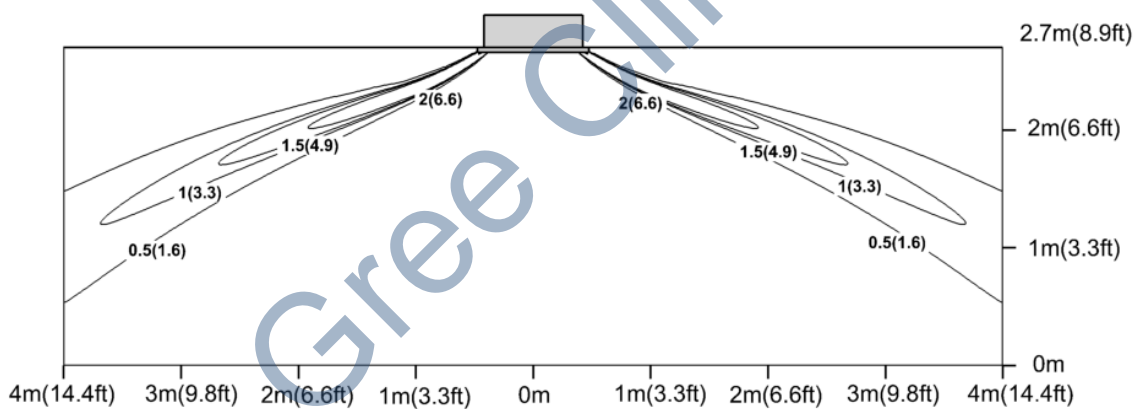
GUD140T1/A-S;GUD160T1/A-S
Cooling temperature

Unit: °C (°F)



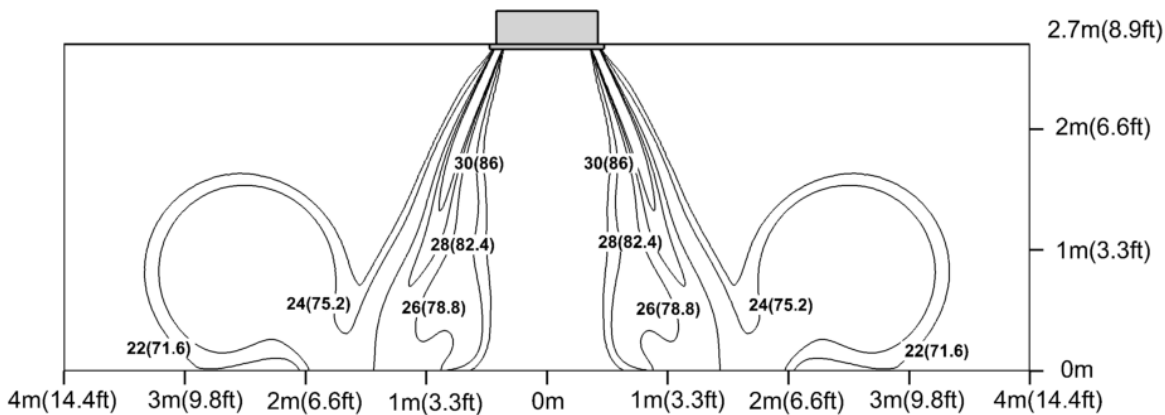
Cooling air velocity

Unit: m/s(ft/s)



Heating temperature

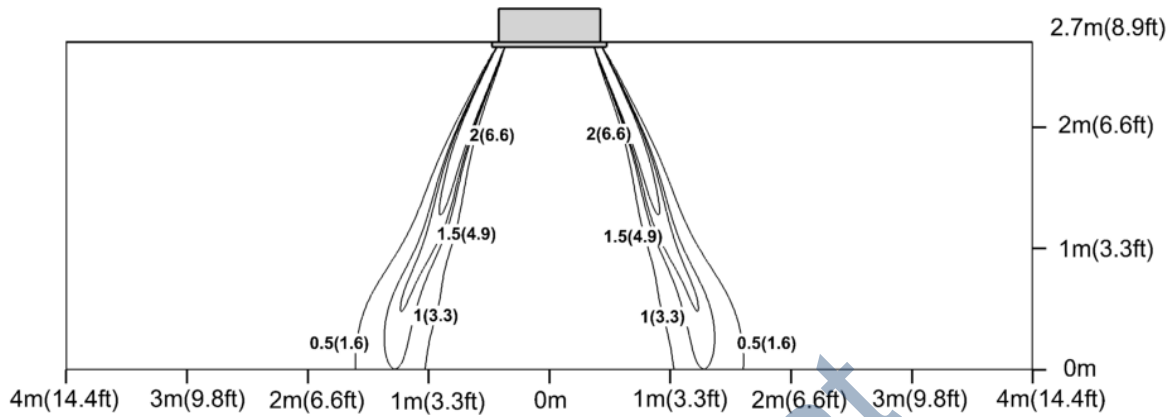
Unit: °C (°F)



U-MATCH SERIES AIR CONDITIONERS

Heating air velocity

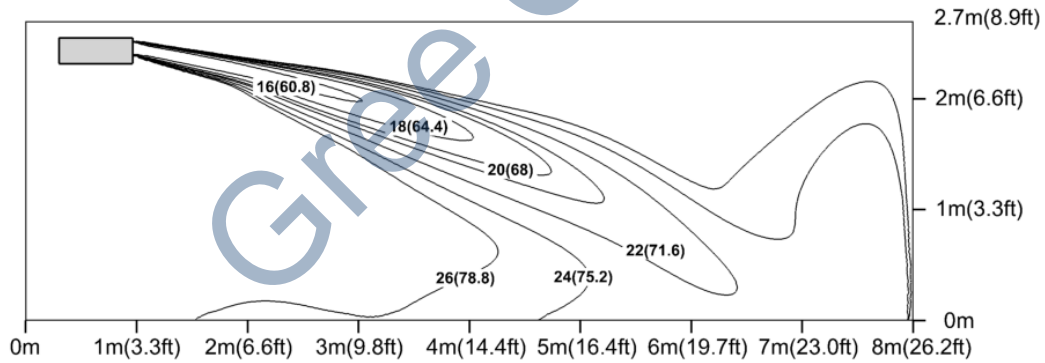
Unit: m/s(ft/s)



8.2 Floor Ceiling Type

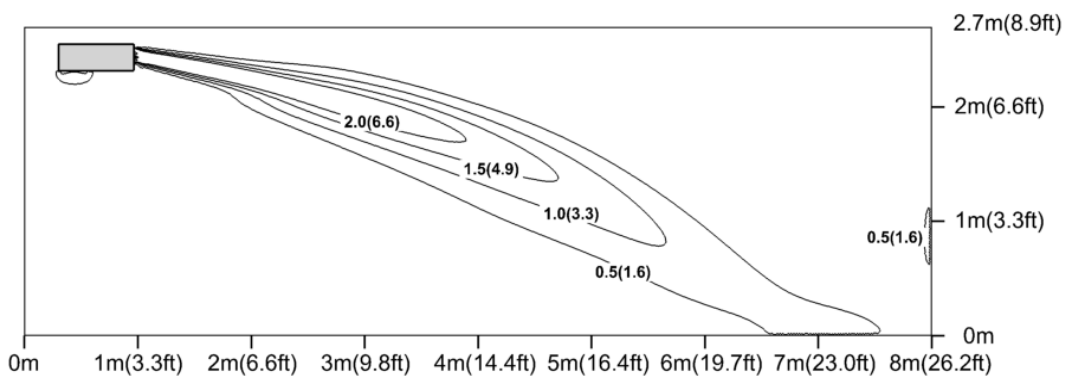
GUD35ZD1/A-S
Cooling temperature

Unit: °C (°F)



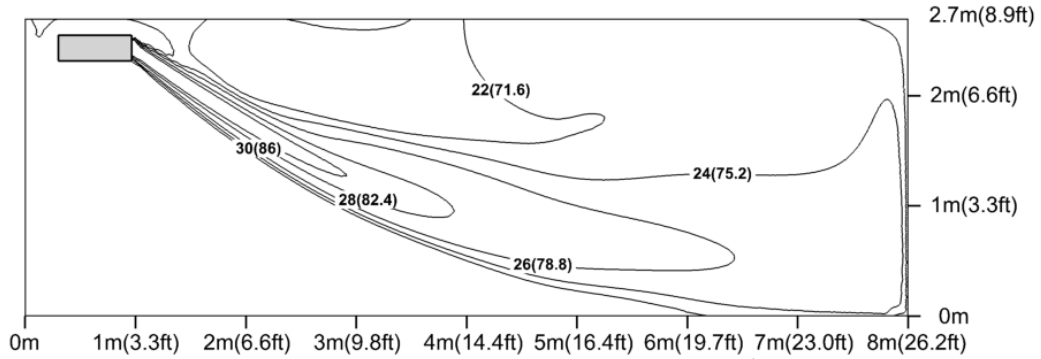
Cooling air velocity

Unit: m/s(ft/s)




Heating temperature

Unit: °C (°F)



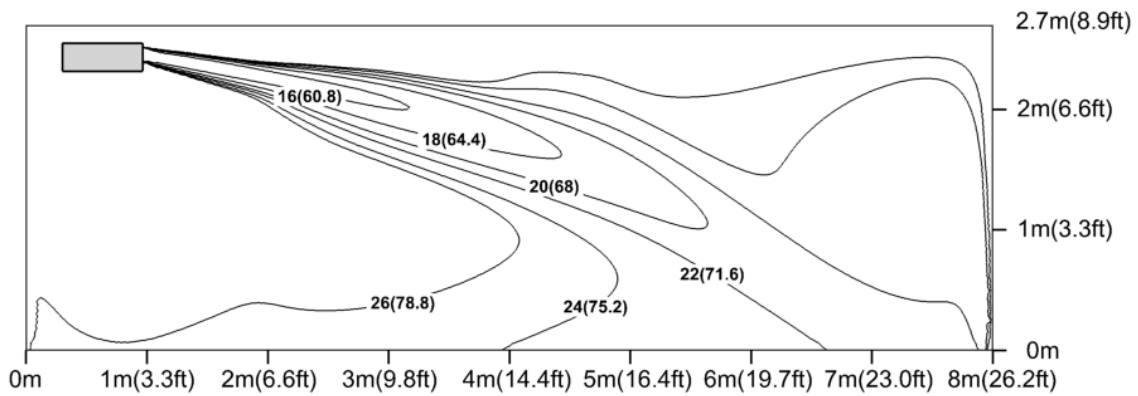
Heating air velocity

Unit: m/s(ft/s)



GUD50ZD1/A-S
Cooling temperature


Unit: °C (°F)



U-MATCH SERIES AIR CONDITIONERS

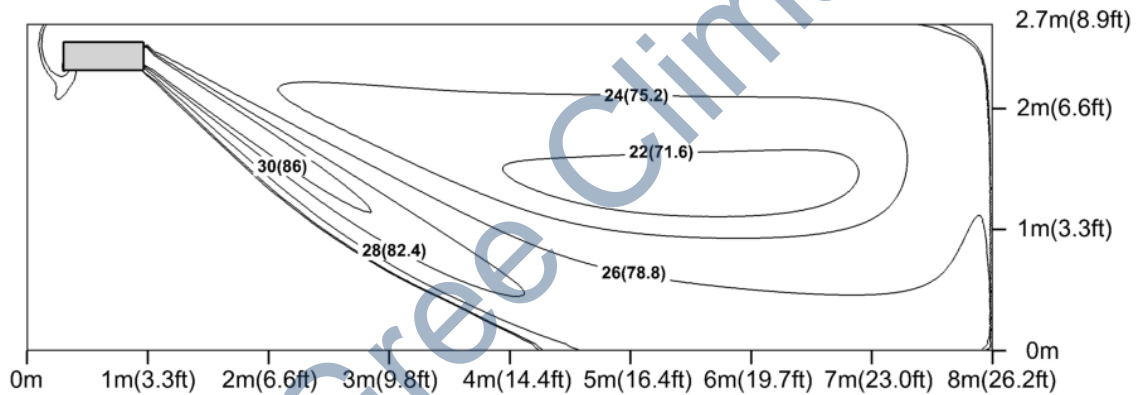
Cooling air velocity

Unit: m/s(ft/s)



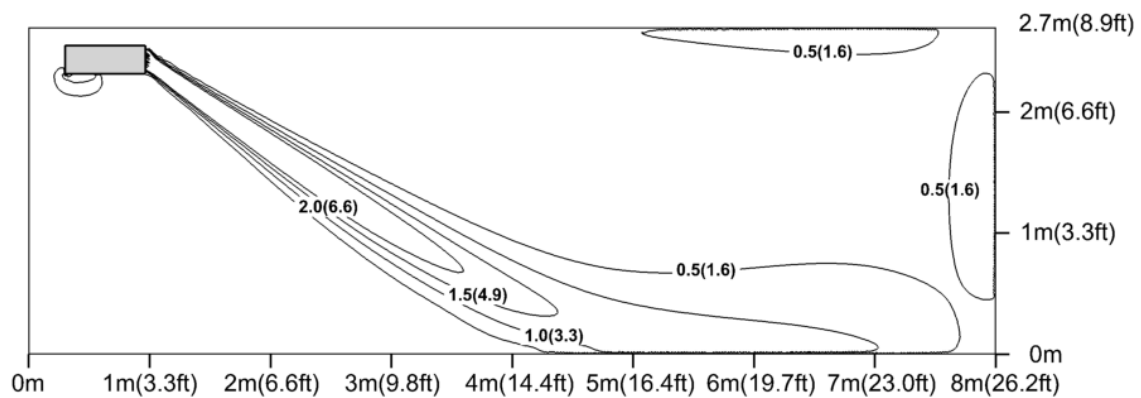
Heating temperature

Unit: °C (°F)



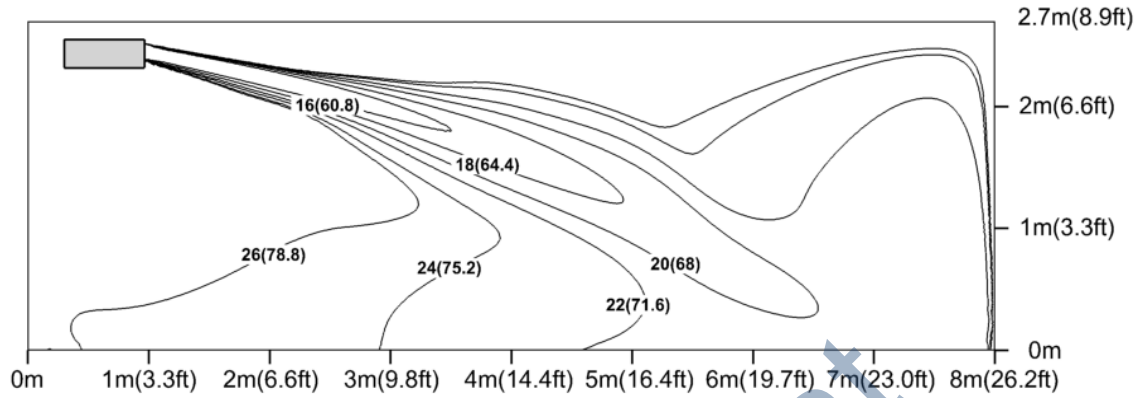
Heating air velocity

Unit: m/s(ft/s)




GUD71ZD1/A-S; GUD85ZD1/A-S
Cooling temperature

Unit: °C (°F)



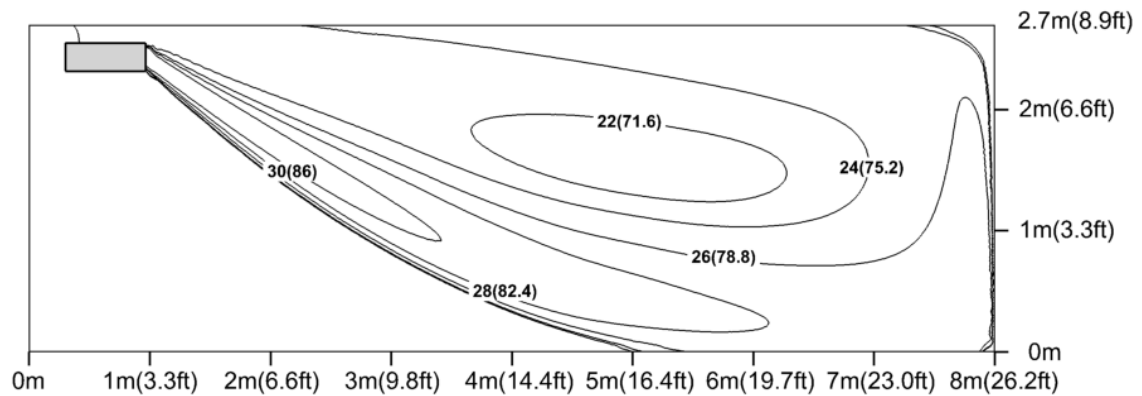
Cooling air velocity

Unit: m/s(ft/s)



Heating temperature

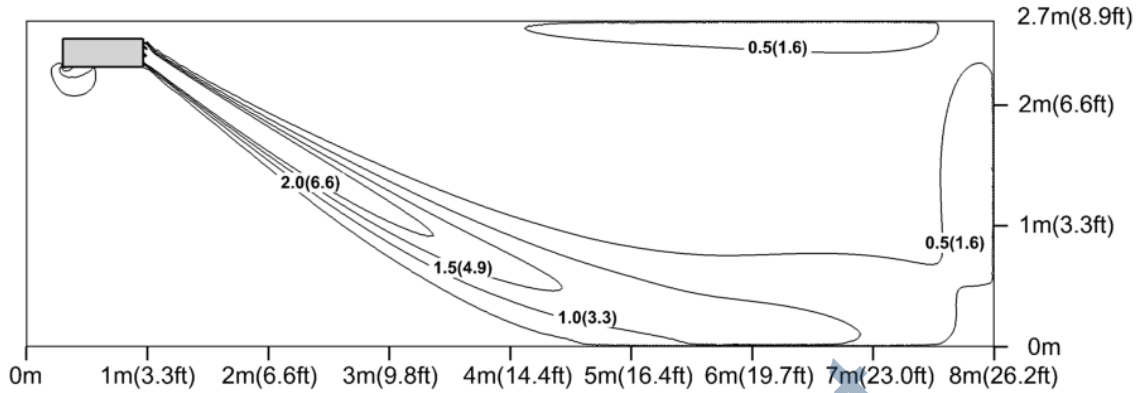
Unit: °C (°F)



U-MATCH SERIES AIR CONDITIONERS

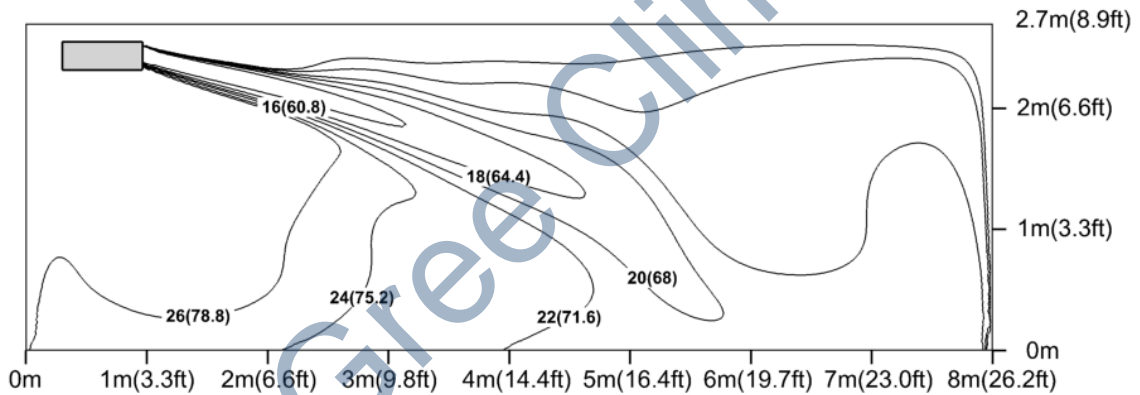
Heating air velocity

Unit: m/s(ft/s)



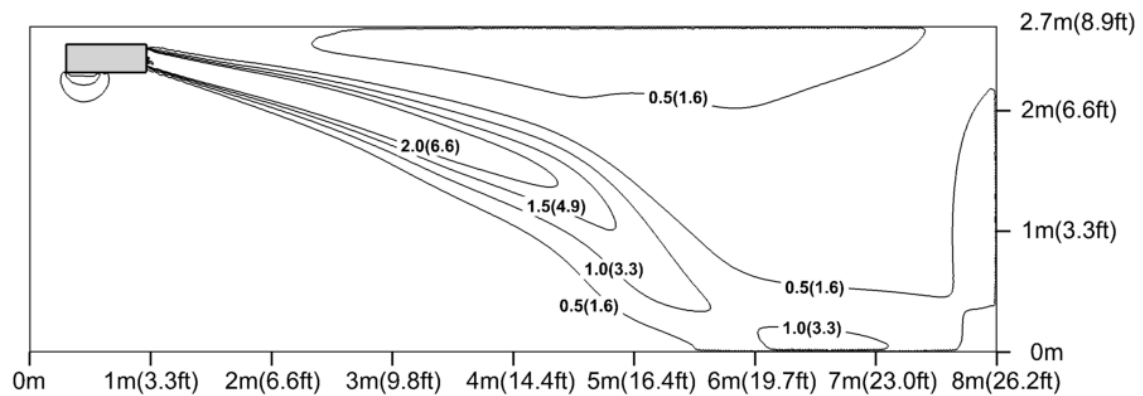
GUD100ZD1/A-S
Cooling temperature

Unit: °C (°F)



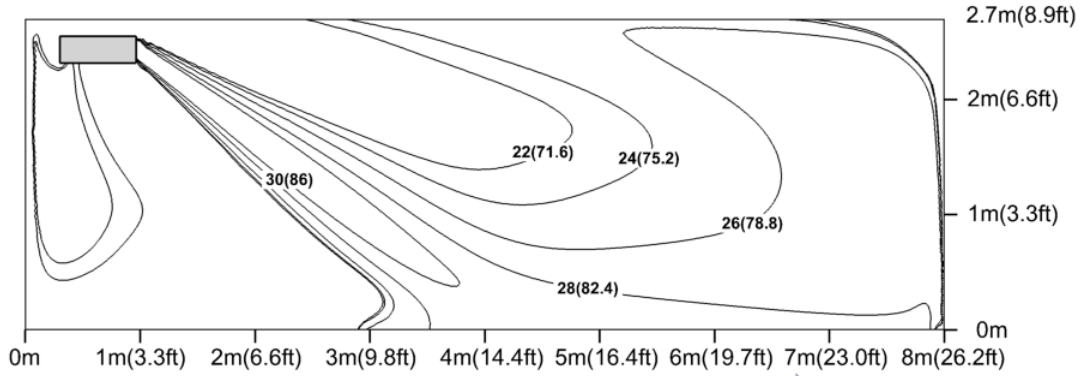
Cooling air velocity

Unit: m/s(ft/s)



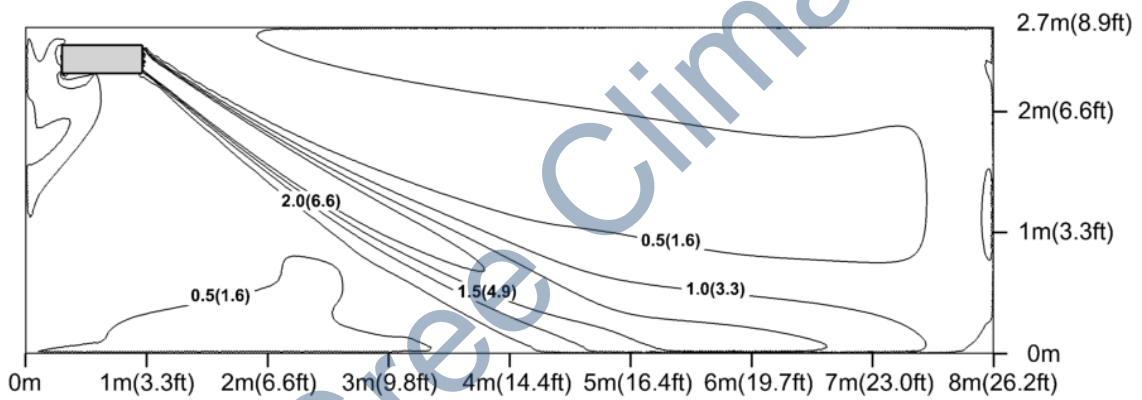
Heating temperature

Unit: °C (°F)




Heating air velocity

Unit: m/s(ft/s)



GUD125ZD1/A-S;
 Cooling temperature

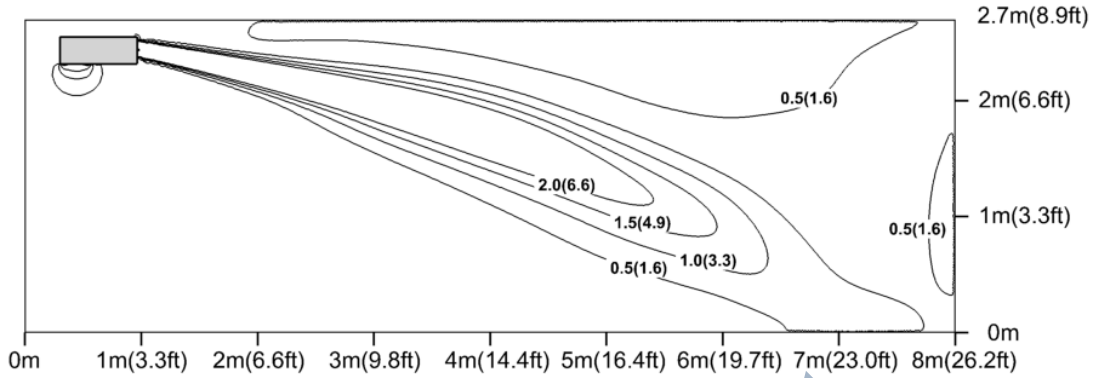
Unit: °C (°F)



U-MATCH SERIES AIR CONDITIONERS

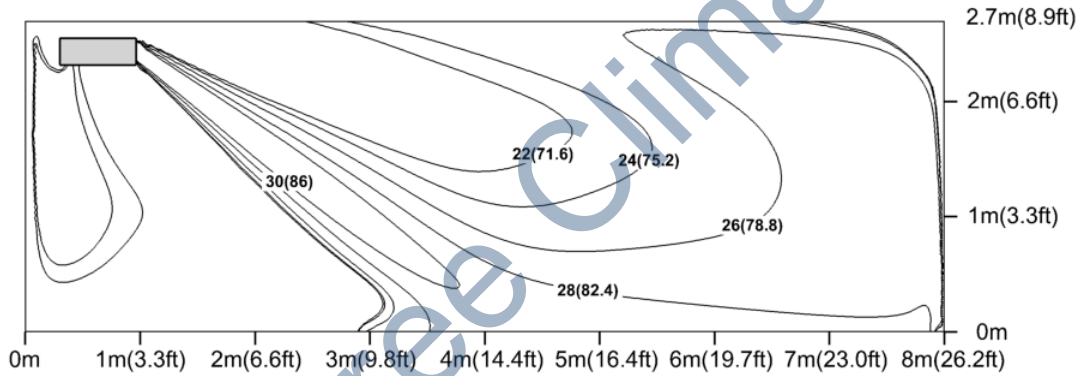
Cooling air velocity

Unit: m/s(ft/s)



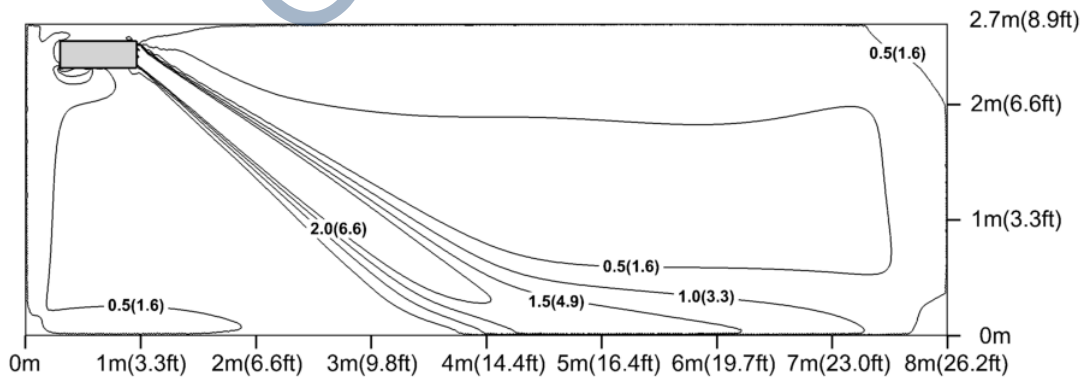
Heating temperature

Unit: °C (°F)



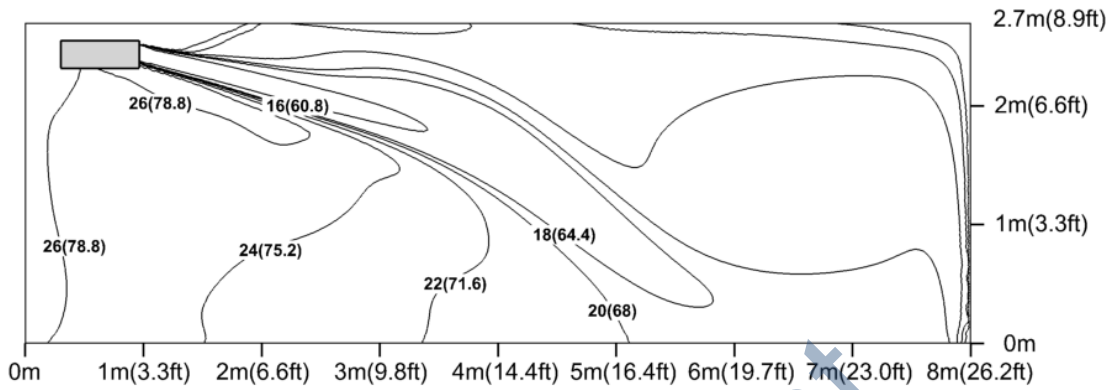
Heating air velocity

Unit: m/s(ft/s)




GUD140ZD1/A-S;GUD160ZD1/A-S
Cooling temperature

Unit: °C (°F)



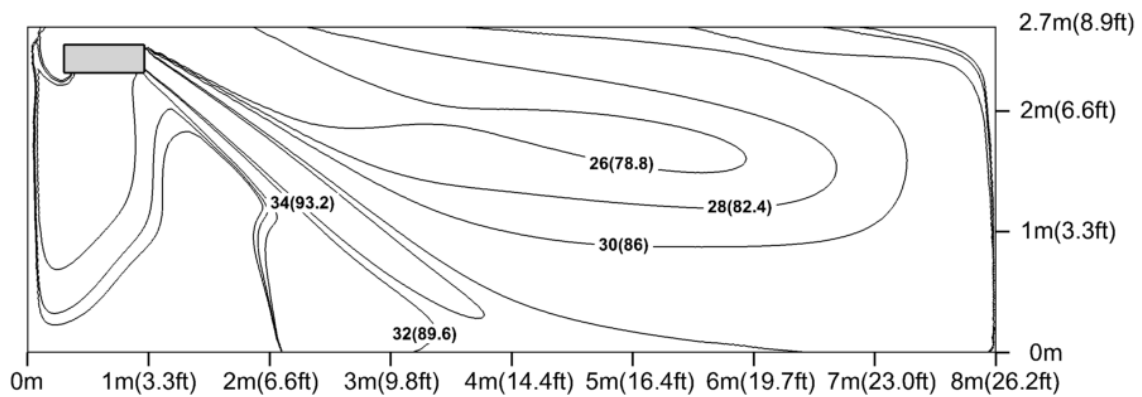
Cooling air velocity

Unit: m/s(ft/s)



Heating temperature

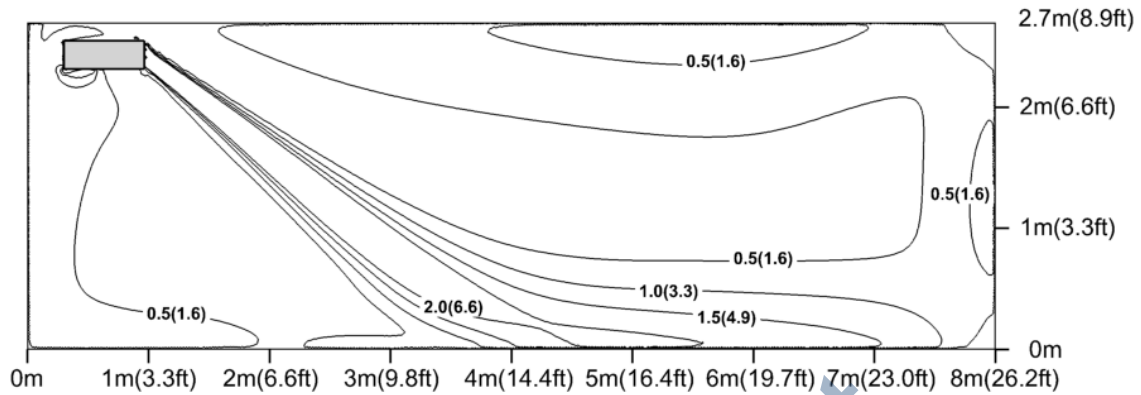
Unit: °C (°F)



U-MATCH SERIES AIR CONDITIONERS

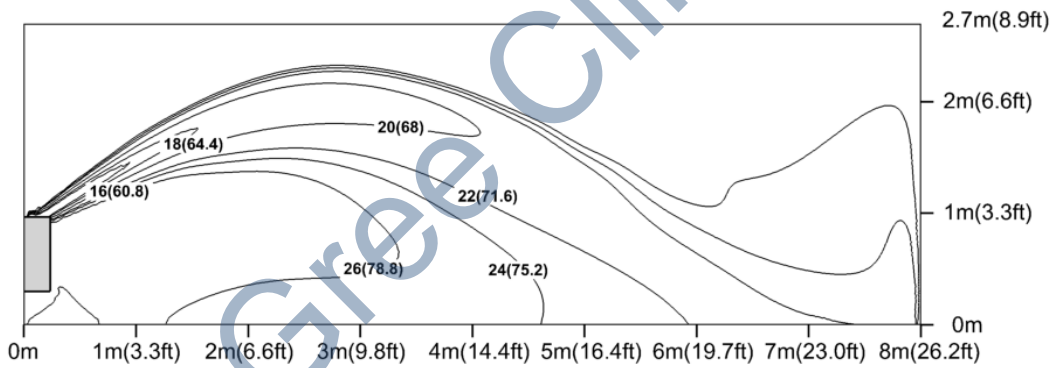
Heating air velocity

Unit: m/s(ft/s)



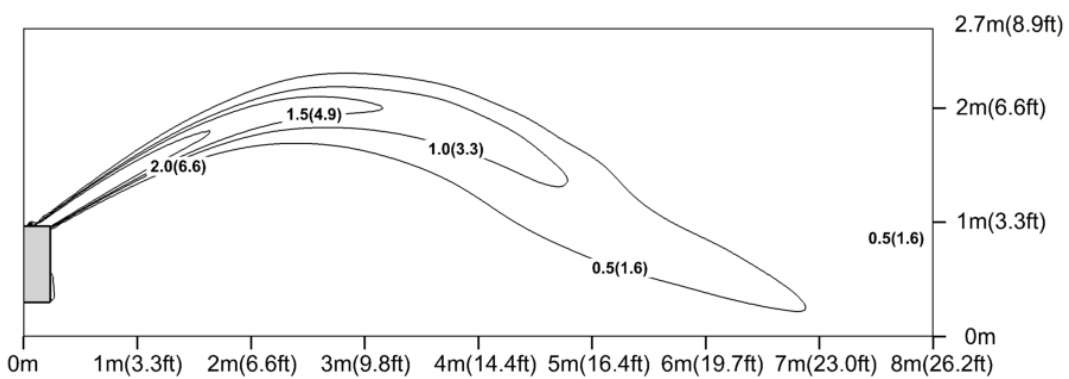
GUD35ZD1/A-S
Cooling temperature

Unit: °C (°F)



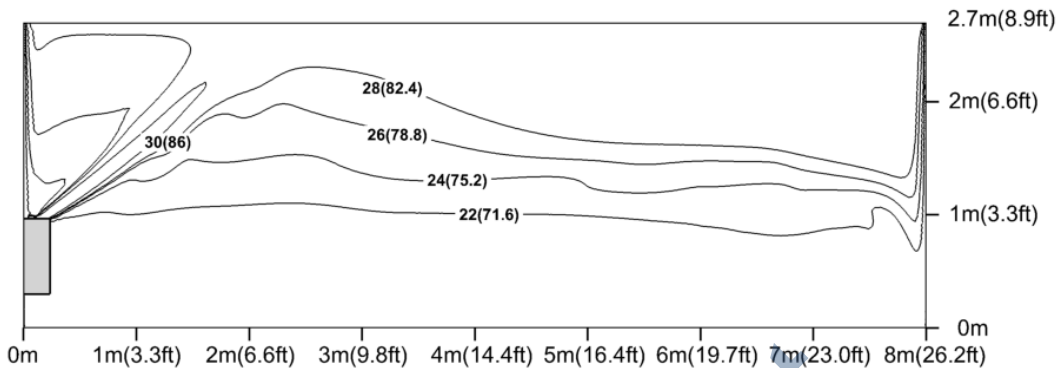
Cooling air velocity

Unit: m/s(ft/s)



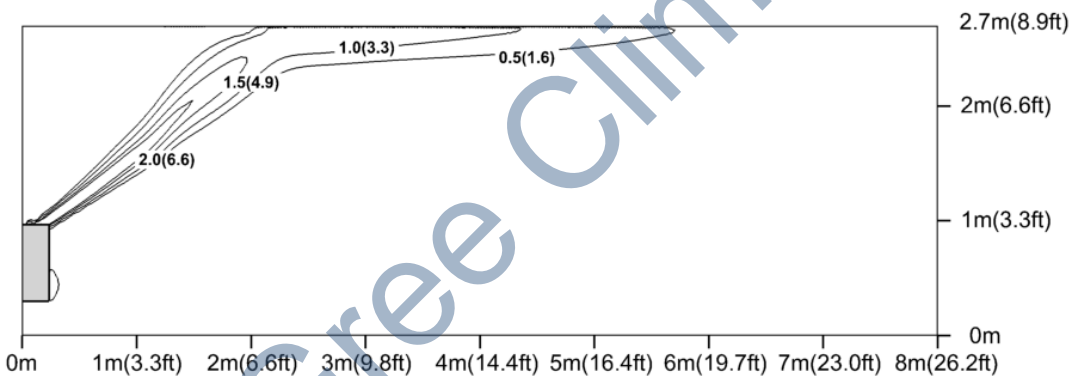
Heating temperature

Unit: °C (°F)



Heating air velocity

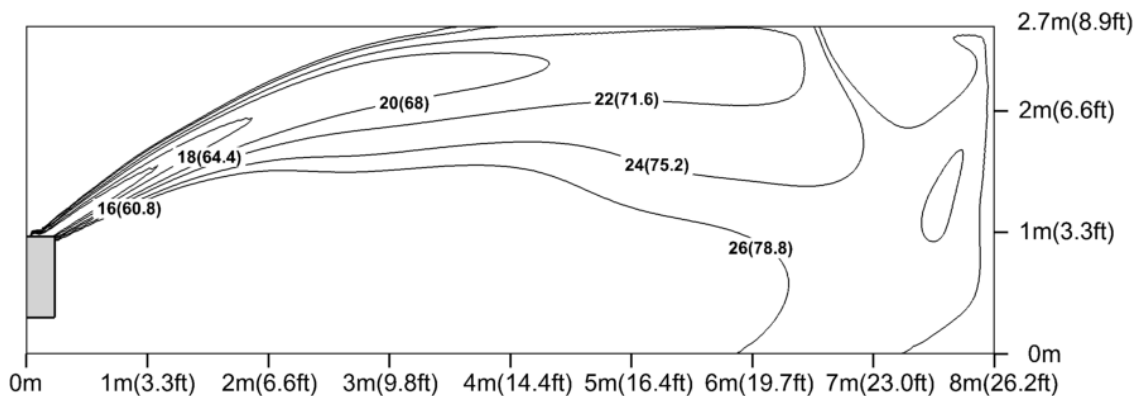
Unit: m/s(ft/s)



GUD50ZD1/A-S

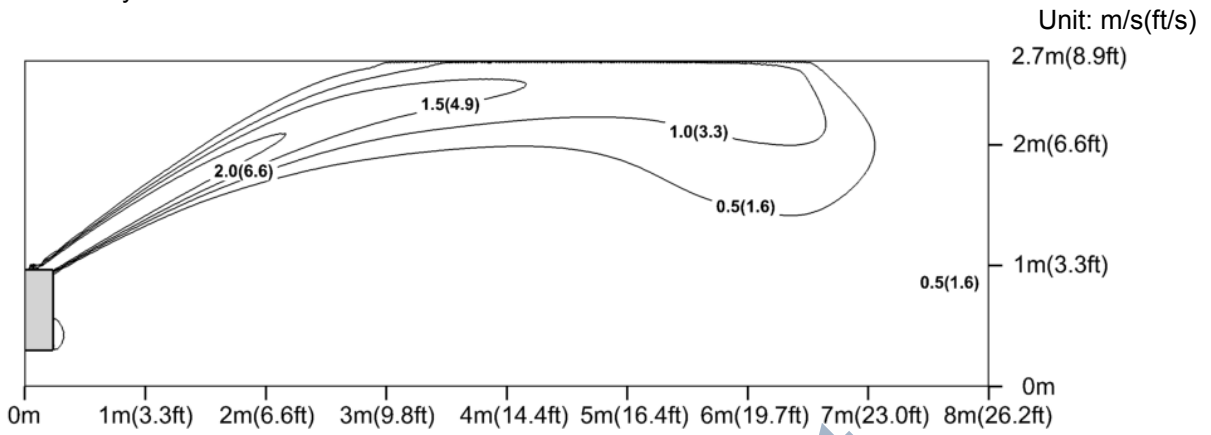
Cooling temperature

Unit: °C (°F)

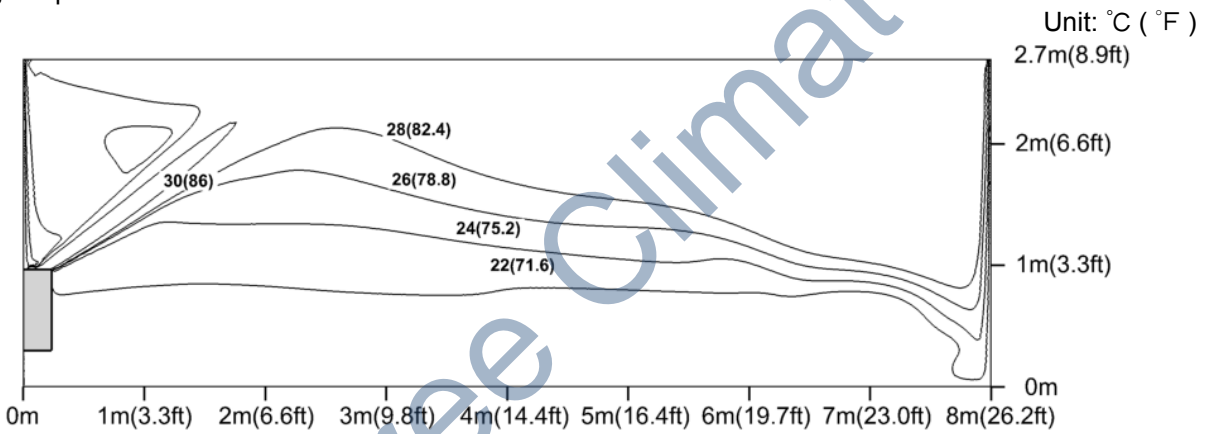


U-MATCH SERIES AIR CONDITIONERS

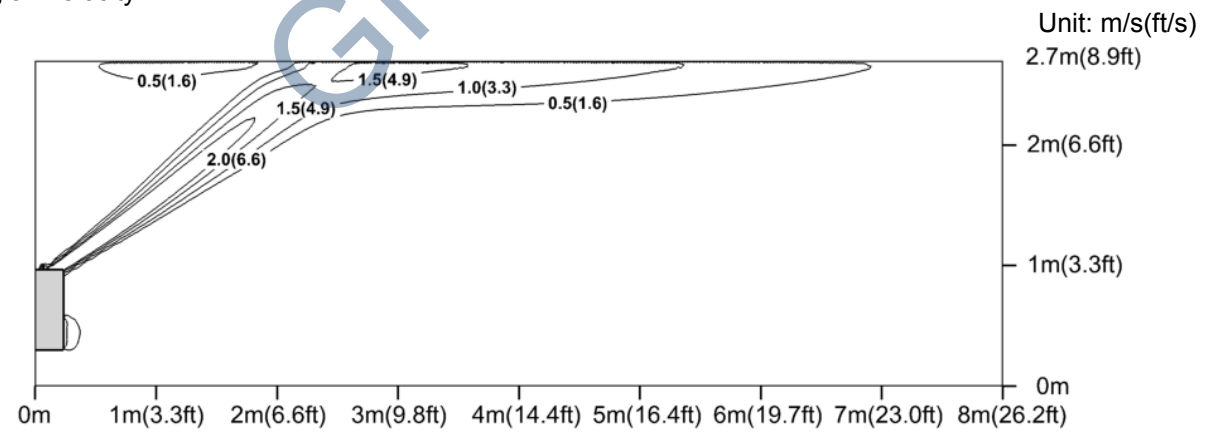
Cooling air velocity



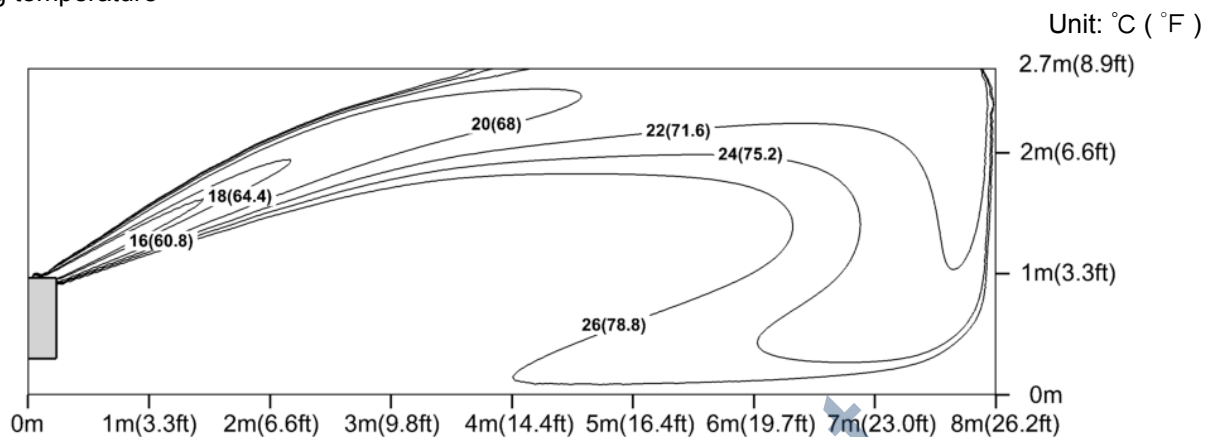
Heating temperature




Heating air velocity



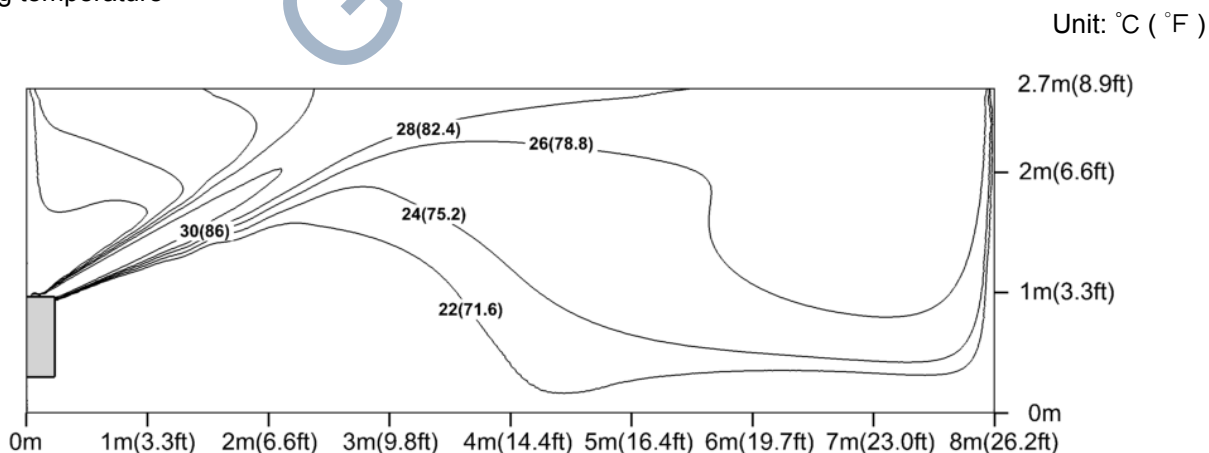
GUD71ZD1/A-S;GUD85ZD1/A-S
Cooling temperature



Cooling air velocity



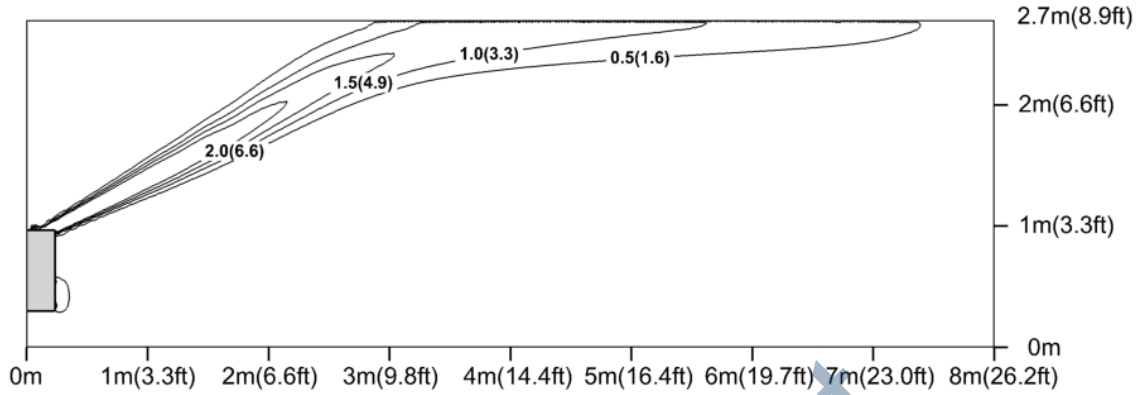
Heating temperature



U-MATCH SERIES AIR CONDITIONERS

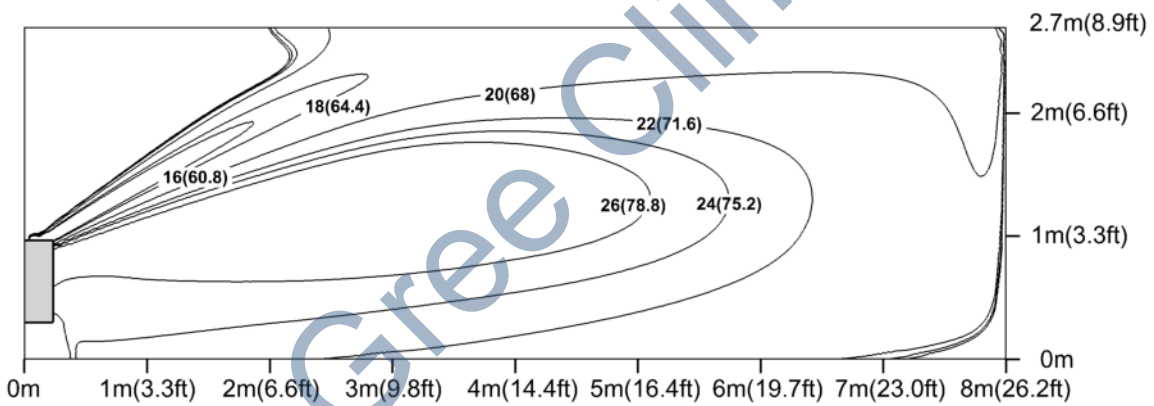
Heating air velocity

Unit: m/s(ft/s)



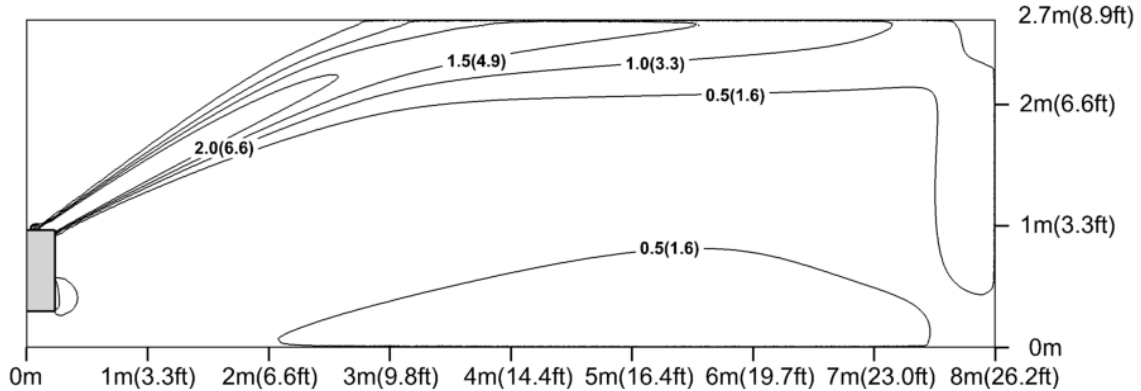
GUD100ZD1/A-S
Cooling temperature

Unit: °C (°F)



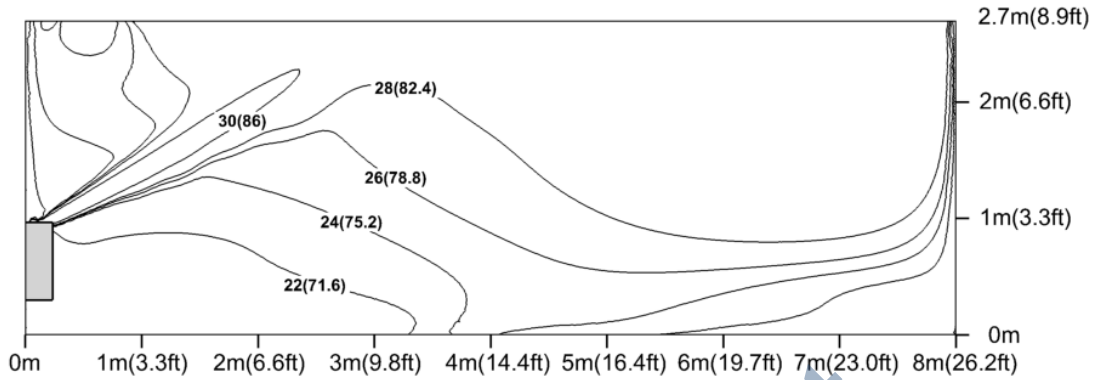
Cooling air velocity

Unit: m/s(ft/s)



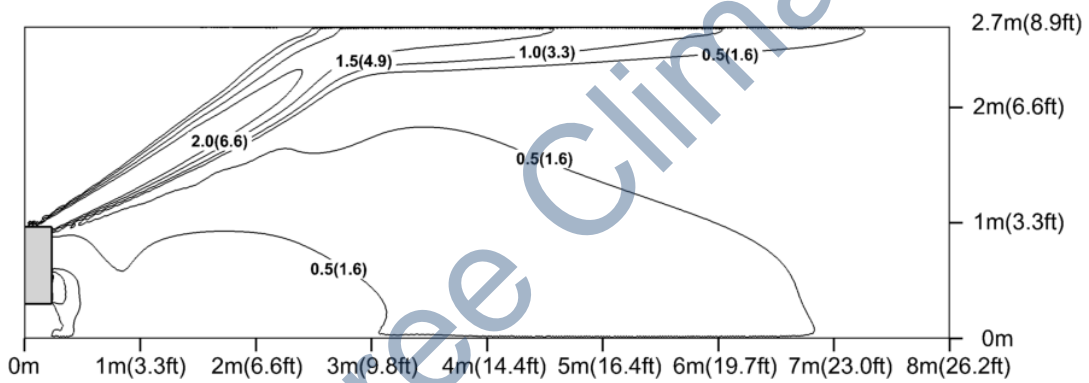
Heating temperature

Unit: °C (°F)



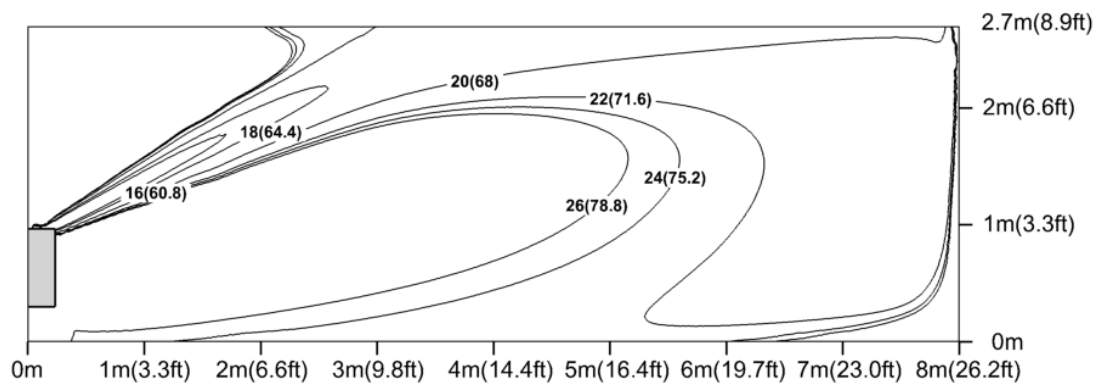
Heating air velocity

Unit: m/s(ft/s)



GUD125ZD1/A-S
Cooling temperature

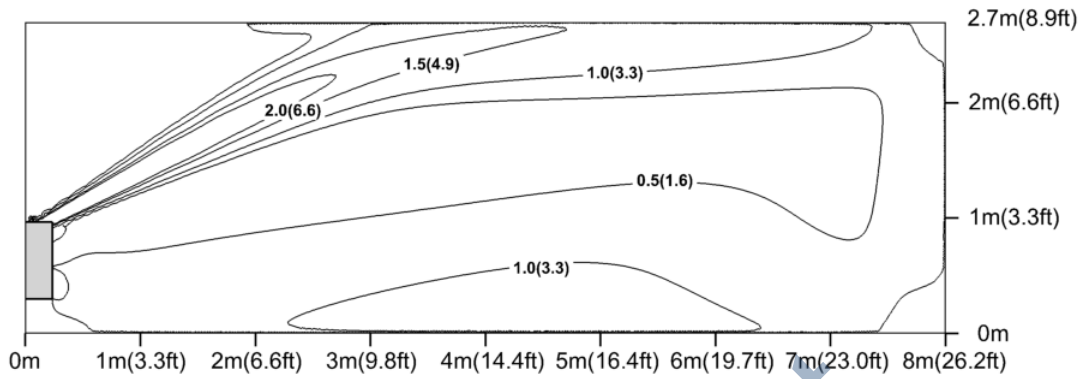
Unit: °C (°F)



U-MATCH SERIES AIR CONDITIONERS


Cooling air velocity

Unit: m/s(ft/s)



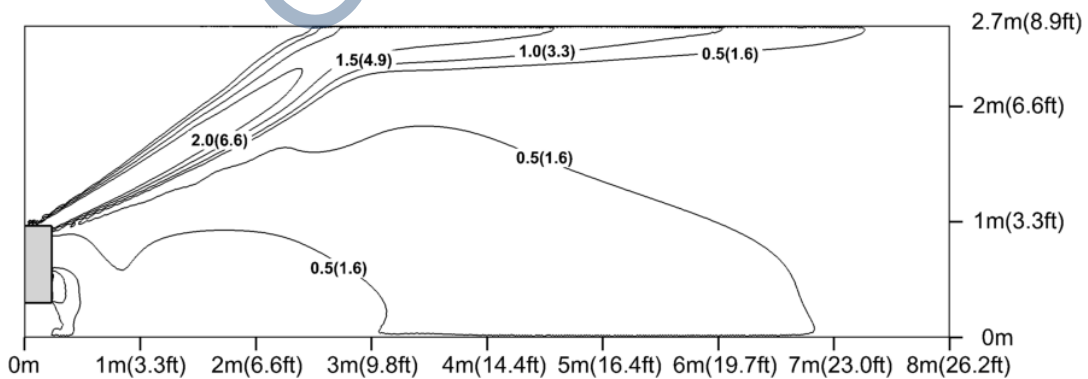
Heating temperature

Unit: °C (°F)



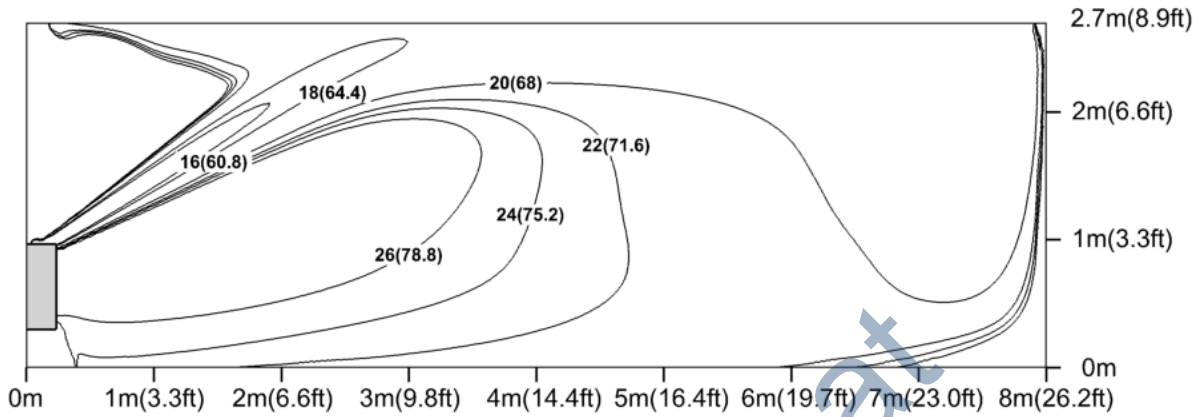
Heating air velocity

Unit: m/s(ft/s)



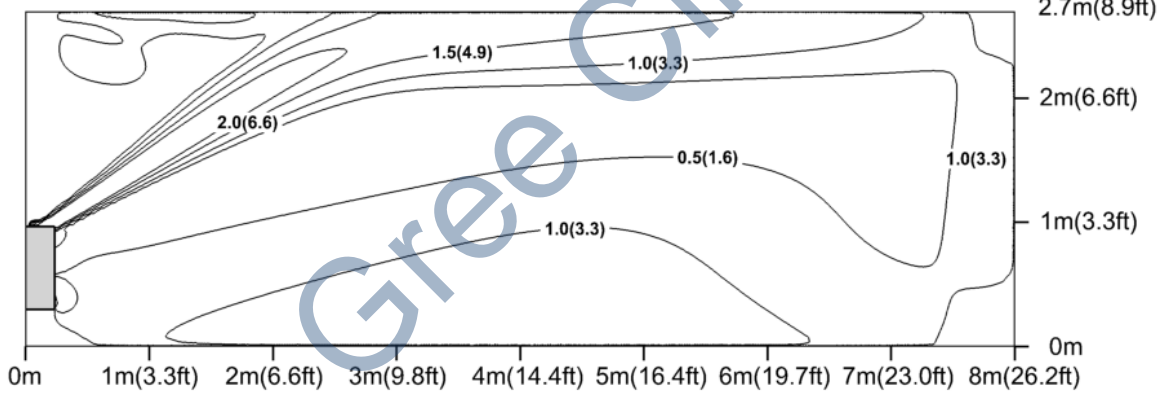
GUD140ZD1/A-S;GUD160ZD1/A-S
Cooling temperature

Unit: °C (°F)



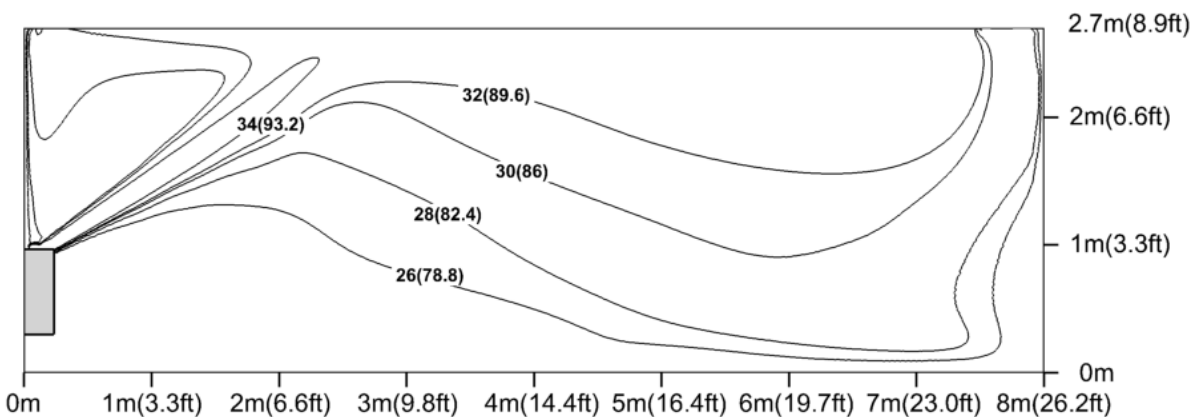
Cooling air velocity

Unit: m/s(ft/s)



Heating temperature

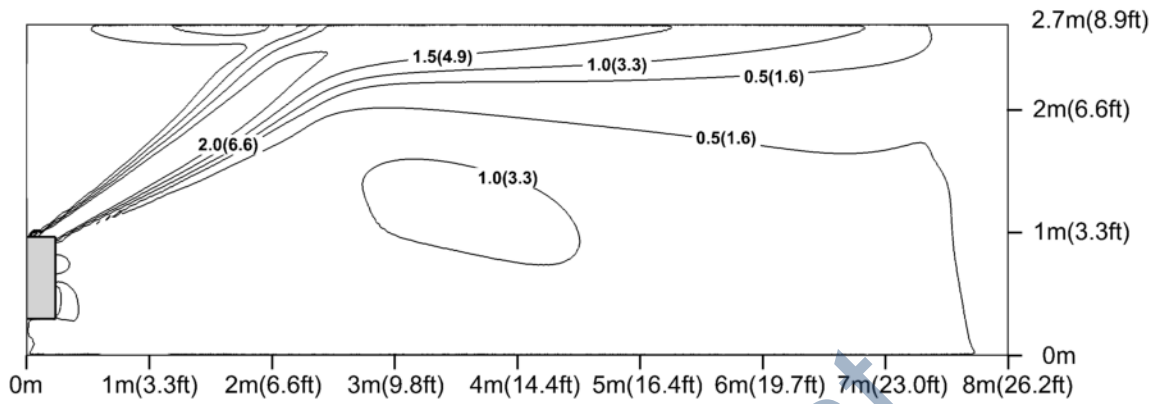
Unit: °C (°F)



U-MATCH SERIES AIR CONDITIONERS

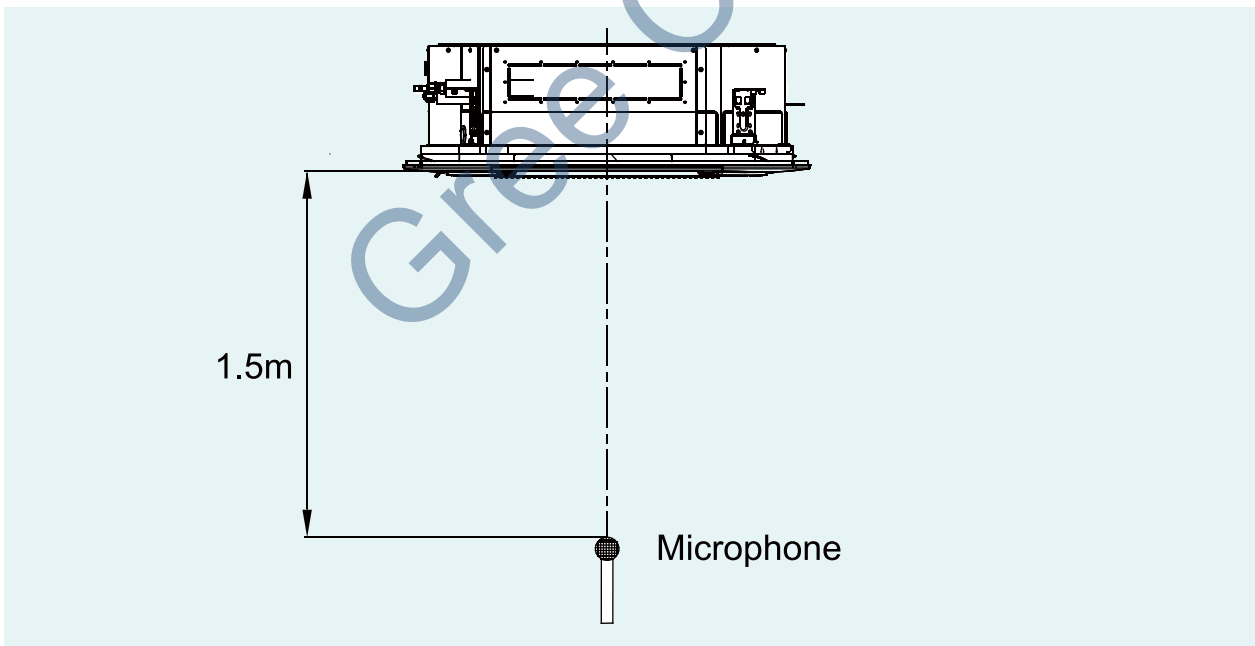
Heating air velocity

Unit: m/s(ft/s)



9 NOISE

9.1 Cassette Type



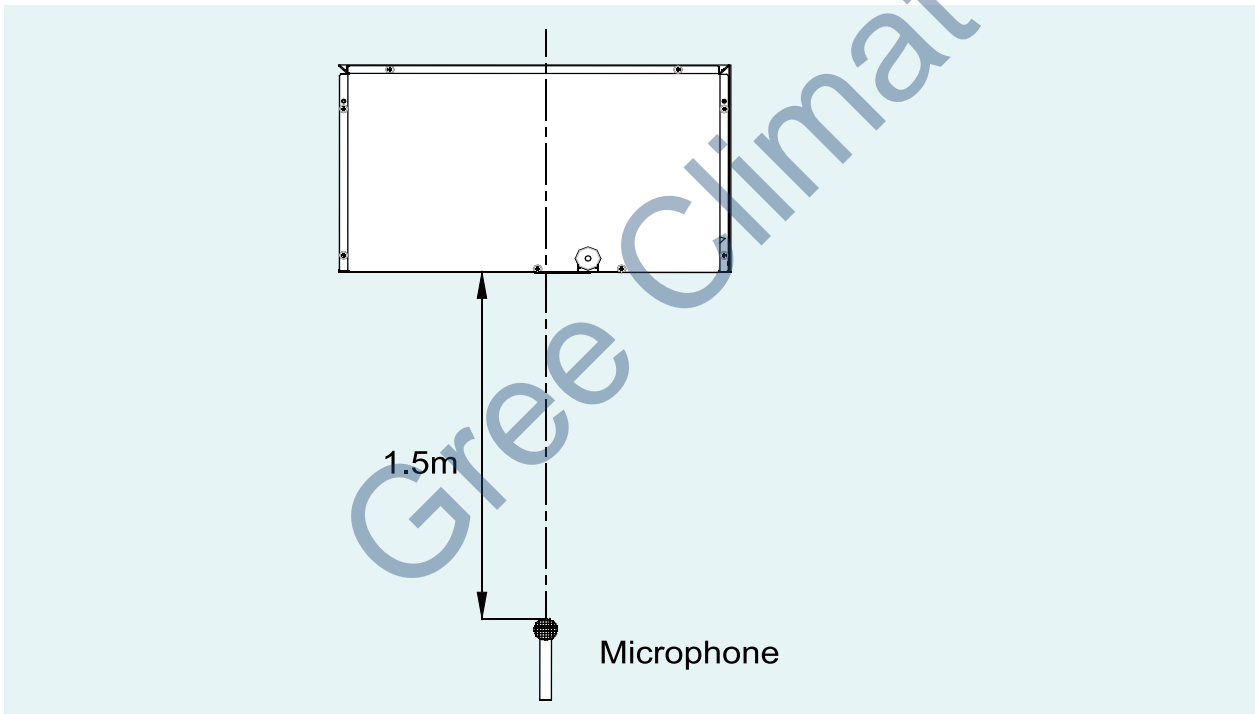
Model	Turbo dB(A)	H dB(A)	M dB(A)	L dB(A)
GUD35T1/A-S	36	35	33	29
GUD50T1/A-S	36	35	33	31
GUD50T1/A1-S	43	41	39	35
GUD71T1/A-S	39	38	36	34
GUD85T1/A-S	47	46	42	38

Model	Turbo dB(A)	H dB(A)	M dB(A)	L dB(A)
GUD100T1/A-S	43	41	39	38
GUD125T1/A-S	48	46	43	39
GUD140T1/A-S	50	48	45	41
GUD160T1/A-S	52	50	48	44

Notes:

1. Above data was measured under standard conditions. Power specification: 230V ~50Hz.
2. Above data was measured in a semi-anechoic room.
3. Decibels will be varied with the change of external factors, for instance, the room structure. Please refer to the actual measurement.

➔ 9.2 Duct Type



Model	Turbo dB(A)	H dB(A)	M dB(A)	L dB(A)
GUD35P1/A-S GUD35PS1/A-S	35	33	32	30
GUD50P1/A-S GUD50PS1/A-S	36	35	33	31
GUD71PH1/A-S GUD71PHS1/A-S	37	35	33	31
GUD85PH1/A-S GUD85PHS1/A-S	43	41	39	37
GUD100PH1/A-S GUD100PHS1/A-S	39	38	37	36
GUD125PH1/A-S GUD125PHS1/A-S	43	42	41	40

U-MATCH SERIES AIR CONDITIONERS

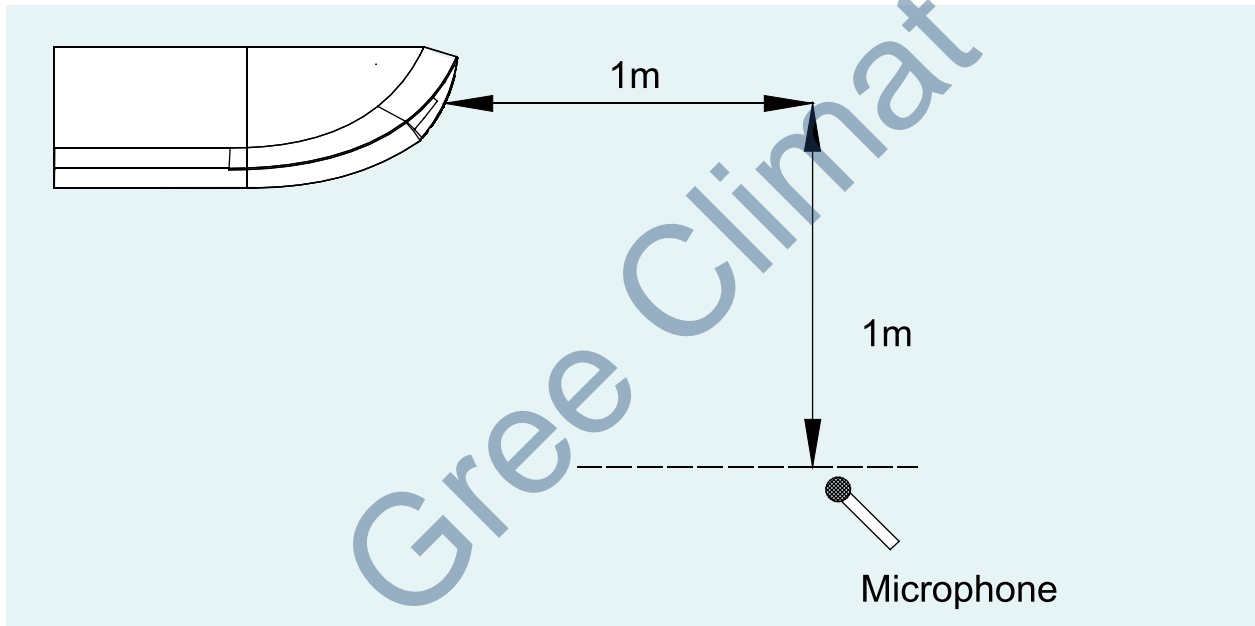
Model	Turbo dB(A)	H dB(A)	M dB(A)	L dB(A)
GUD140PH1/A-S	43	42	40	38
GUD140PHS1/A-S				
GUD160PH1/A-S	46	44	42	40
GUD160PHS1/A-S				

Notes:

1. Above data was measured under standard conditions. Power specification: 230V ~50Hz.
2. Above data was measured in a semi-anechoic room.
3. Decibels will be varied with the change of external factors, for instance, the room structure. Please refer to the actual measurement.



9.3 Floor Ceiling Type



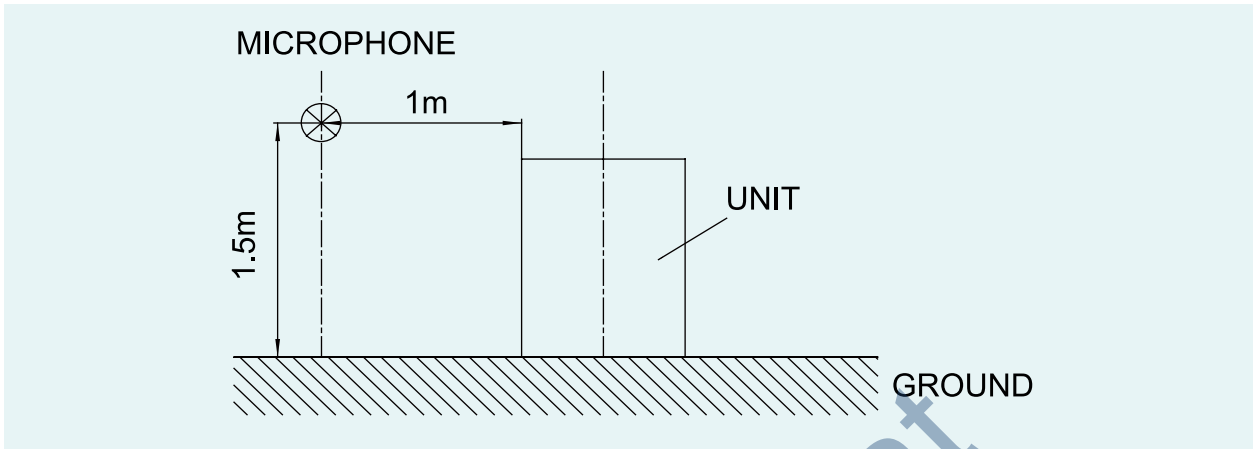
Model	Turbo dB(A)	H dB(A)	M dB(A)	L dB(A)
GUD35ZD1/A-S	35	34	31	28
GUD50ZD1/A-S	41	40	38	36
GUD71ZD1/A-S	41	39	37	35
GUD85ZD1/A-S	46	45	43	39
GUD100ZD1/A-S	48	46	45	43
GUD125ZD1/A-S	45	43	40	38
GUD140ZD1/A-S	51	48	45	43
GUD160ZD1/A-S	53	51	48	44

Notes:

1. Above data was measured under standard conditions. Power specification: 230V ~50Hz.
2. Above data was measured in a semi-anechoic room.
3. Decibels will be varied with the change of external factors, for instance, the room structure. Please refer to the actual measurement.



9.4 Outdoor Unit



Model	Sound pressure level dB(A)	Power supply (V,Ph,Hz)
GUD35W1/NhA-S	48	230V ~50Hz
GUD50W1/NhA-S	52	
GUD71W1/NhA-S	55	
GUD85W1/NhA-S	57	
GUD100W1/NhA-S	57	
GUD125W1/NhA-S	58	
GUD140W1/NhA-S	59	
GUD100W1/NhA-X	57	400V 3N~50Hz
GUD125W1/NhA-X	58	
GUD140W1/NhA-X	59	
GUD160W1/NhA-X	60	

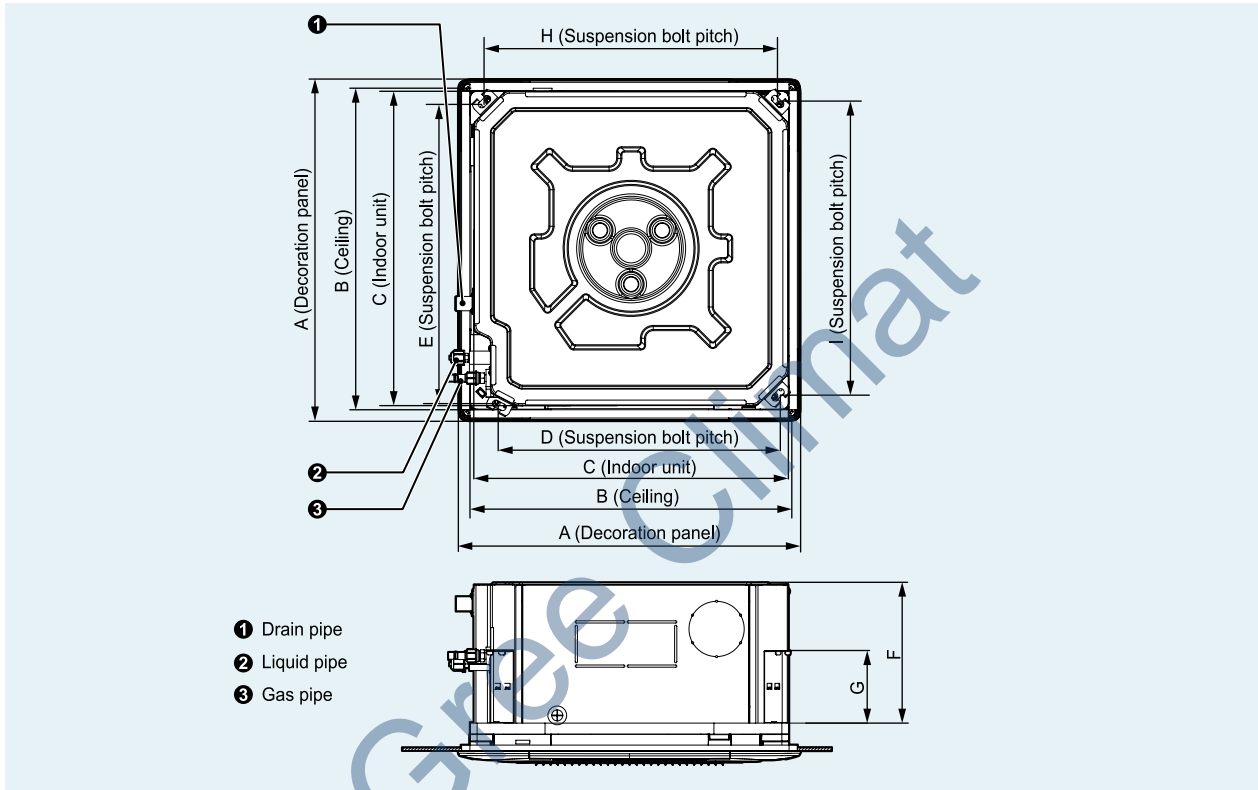
Notes:

1. Above data was measured under standard conditions.
2. Above data was measured in a semi-anechoic room.
3. Decibels will be varied with the change of external factors, for instance, the room structure. Please refer to the actual measurement.

10 DIMENSIONS AND INSTALLATION SITE

10.1 Cassette Type

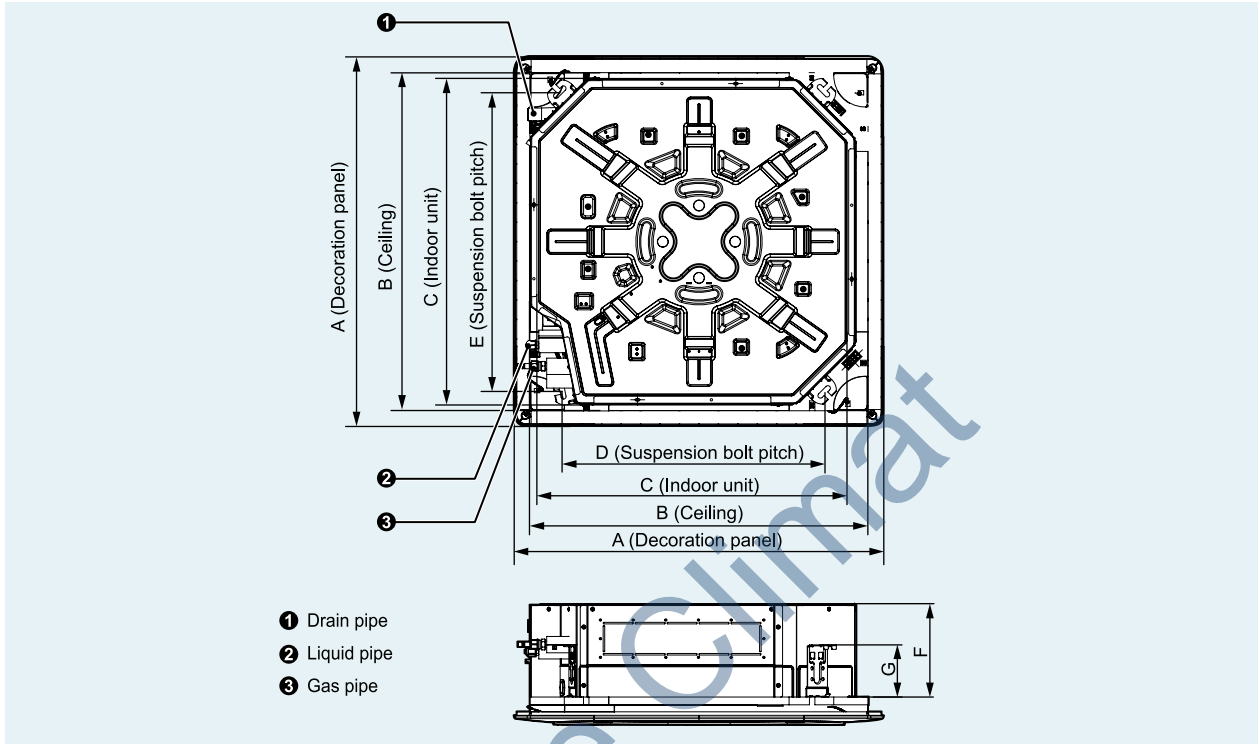
GUD35T1/A-S; GUD50T1/A1-S



Unit: mm

Model	Dimensions	A	B	C	D	E	F	G	H	I
GUD35T1/A-S		620	580	570	505	550	260	140	530	530
GUD50T1/A1-S										

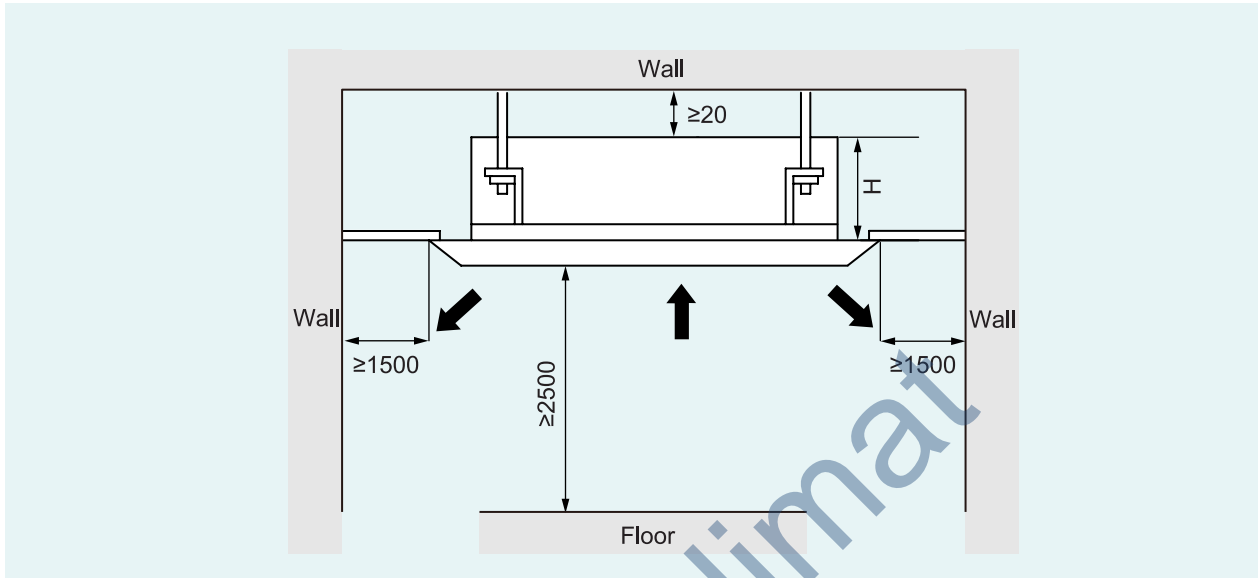
GUD50T1/A-S, GUD71T1/A-S, GUD85T1/A-S GUD100T1/A-S, GUD125T1/A-S, GUD140T1/A-S, GUD160T1/A-S



Unit: mm

Model	A	B	C	D	E	F	G
GUD50T1/A-S	950	890	840	680	780	200	135
GUD71T1/A-S						240	135
GUD85T1/A-S						290	135
GUD100T1/A-S	950	890	840	680	780	200	135
GUD125T1/A-S						240	135
GUD140T1/A-S						290	135
GUD160T1/A-S	950	890	840	680	780	290	135

10.1.2 Installation Location



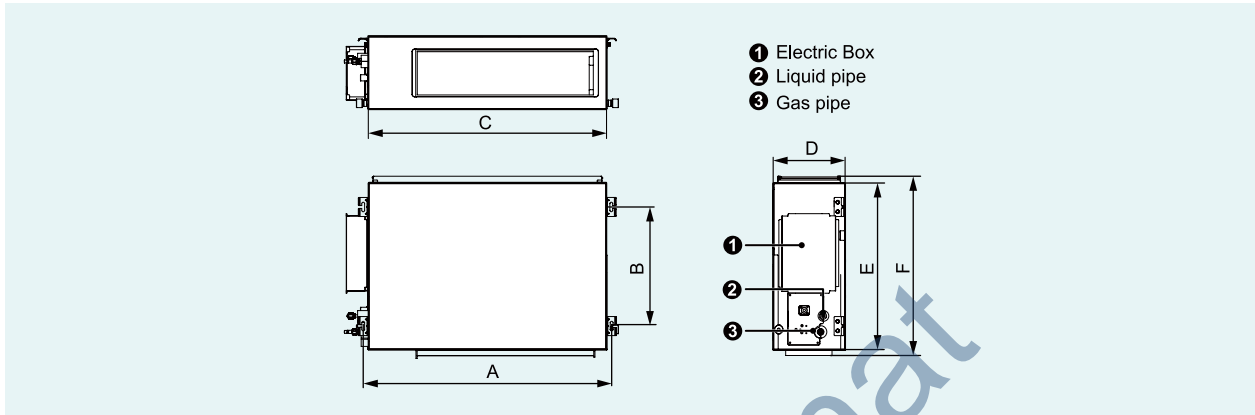
Unit: mm

Model	H(mm)
GUD35T1/A-S	295
GUD50T1/A1-S	
GUD50T1/A-S	
GUD71T1/A-S	235
GUD85T1/A-S	
GUD100T1/A-S	275
GUD125T1/A-S	
GUD140T1/A-S	325
GUD160T1/A-S	

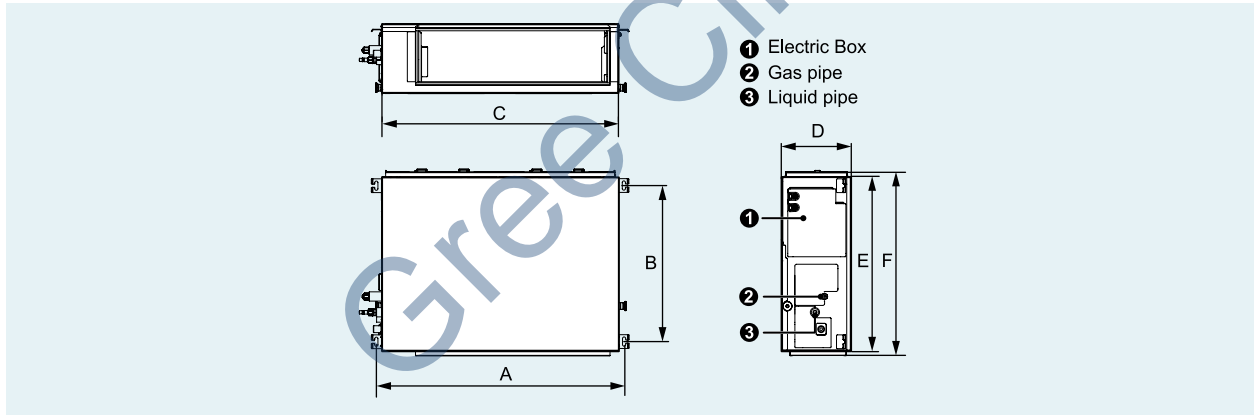
➔ 10.2 Duct Type

10.2.1 Dimensions

GUD35P1/A-S, GUD35PS1/A-S, GUD50P1/A-S, GUD50PS1/A-S.



GUD71PH1/A-S; GUD71PHS1/A-S; GUD85PH1/A-S; GUD85PHS1/A-S;
 GUD100PH1/A-S; GUD100PHS1/A-S; GUD125PH1/A-S; GUD125PHS1/A-S;
 GUD140PH1/A-S; GUD140PHS1/A-S; GUD160PH1/A-S; GUD160PHS1/A-S.



Unit: mm

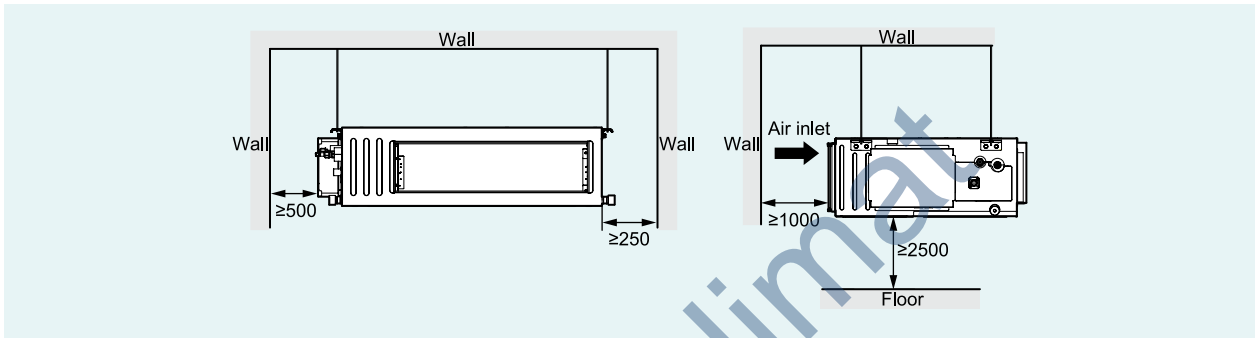
Model	Dimensions	A	B	C	D	E	F
GUD35P1/A-S		760	415	700	200	450	486
GUD35PS1/A-S							
GUD50P1/A-S		1060	415	1000	200	450	486
GUD50PS1/A-S							
GUD71PH1/A-S		942	590	900	260	655	692
GUD71PHS1/A-S							
GUD85PH1/A-S		942	590	900	260	655	692
GUD85PHS1/A-S							
GUD100PH1/A-S		1381	585	1340	260	655	697
GUD100PHS1/A-S							
GUD125PH1/A-S		1381	585	1340	260	655	697
GUD125PHS1/A-S							

U-MATCH SERIES AIR CONDITIONERS

Model	Dimensions	A	B	C	D	E	F
GUD140PH1/A-S		1440	500	1400	300	700	754
GUD140PHS1/A-S							
GUD160PH1/A-S		1440	500	1400	300	700	754
GUD160PHS1/A-S							

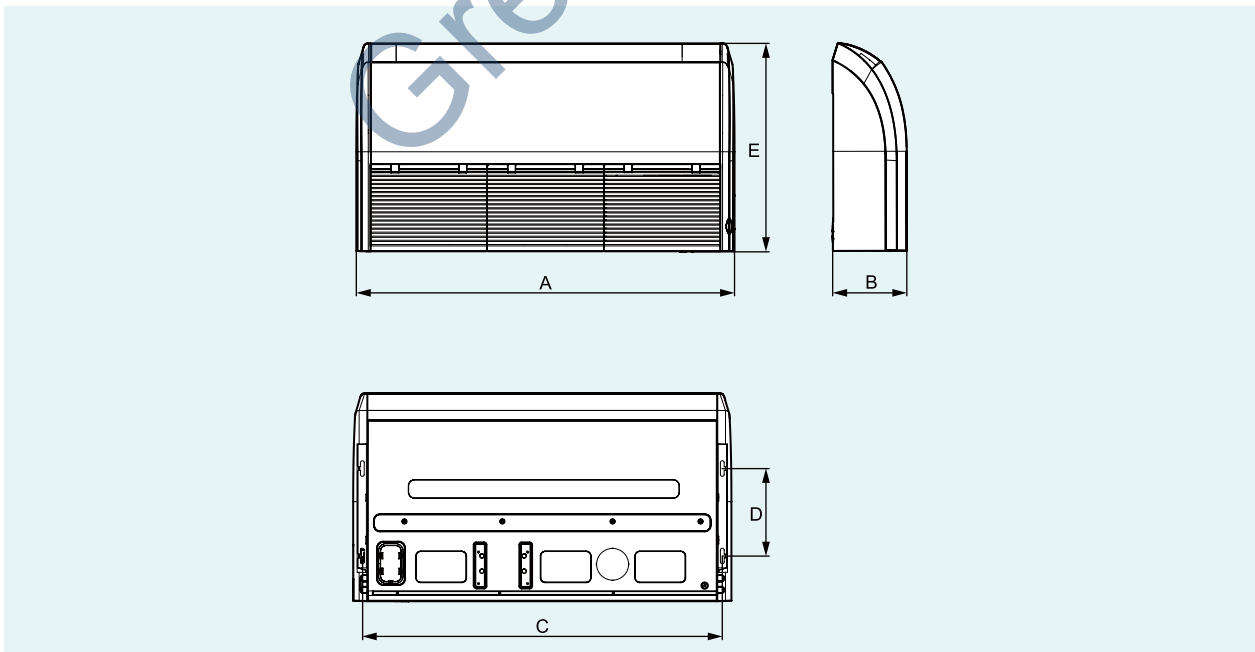
10.2.2 Installation Location

Unit: mm



➔ 10.3 Floor Ceiling Type

10.3.1 Dimensions

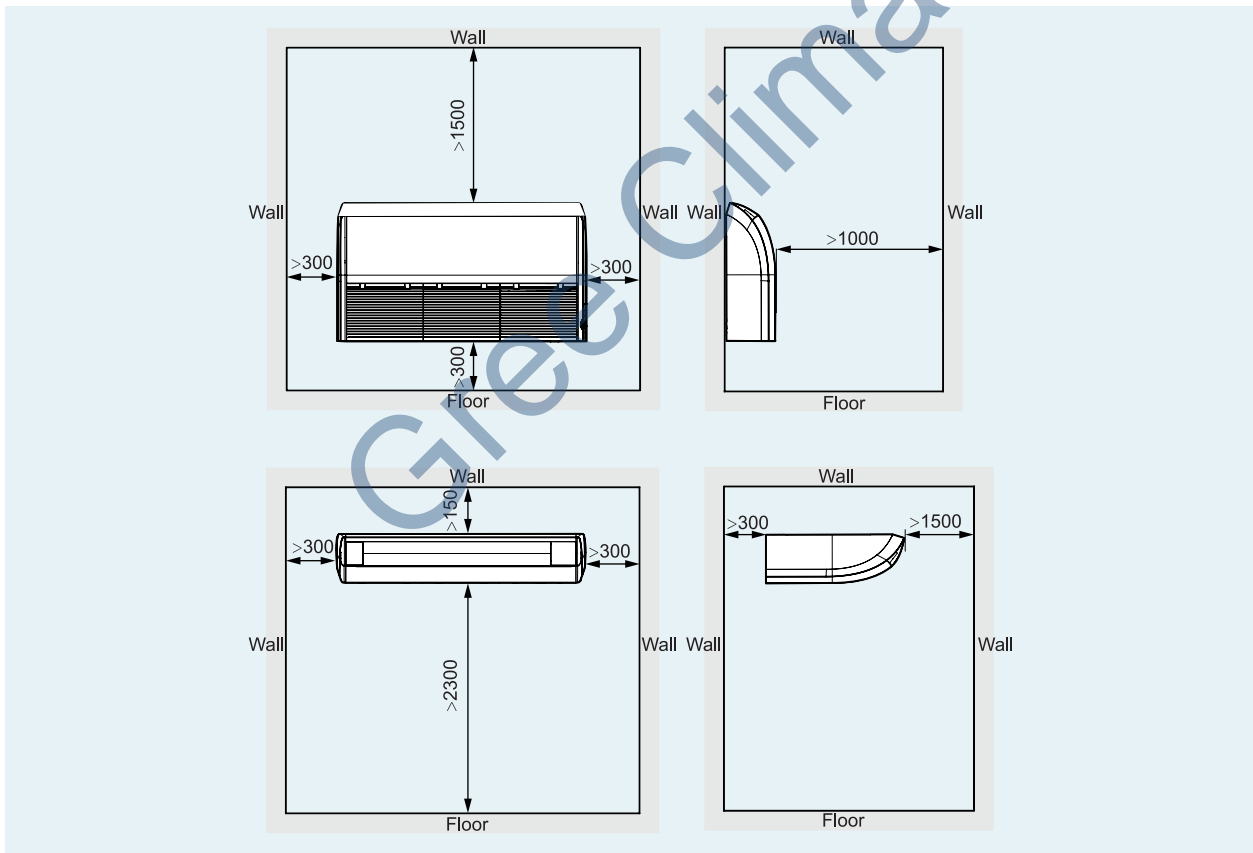


Unit: mm

Model	A	B	C	D	E
GUD35ZD1/A-S	870	235	812	280	665
GUD50ZD1/A-S	870	235	812	280	665
GUD71ZD1/A-S	1200	235	1142	280	665
GUD85ZD1/A-S	1200	235	1142	280	665
GUD100ZD1/A-S	1200	235	1142	280	665
GUD125ZD1/A-S	1570	235	1512	280	665
GUD140ZD1/A-S	1570	235	1512	280	665
GUD160ZD1/A-S	1570	235	1512	280	665

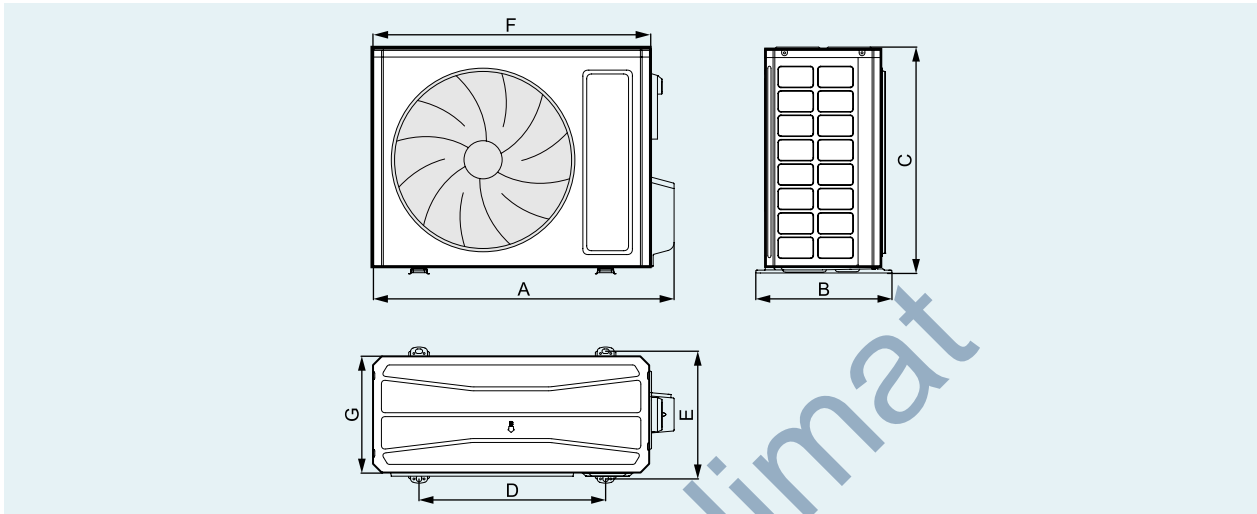
10.3.2 Installation Location

Unit: mm



➔ 10.4 Outdoor Unit

10.4.1 Dimensions

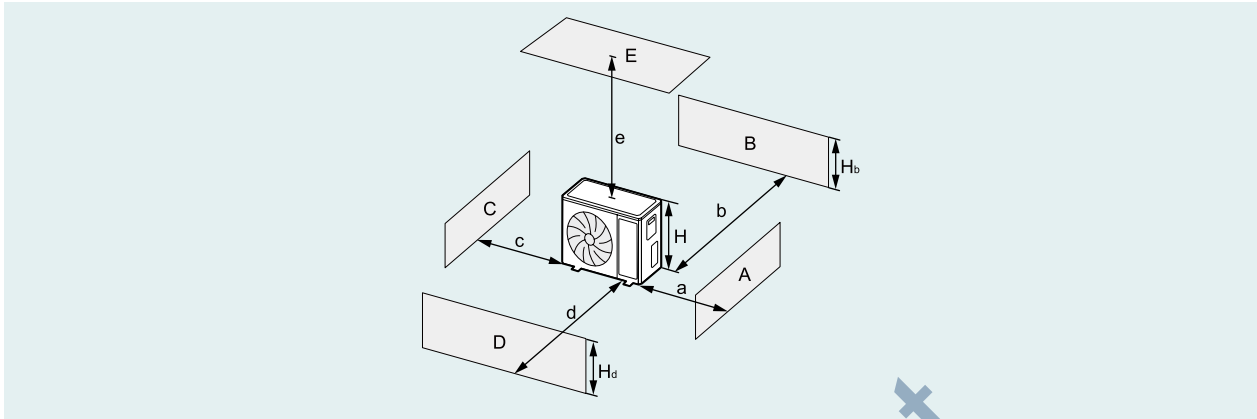


Unit: mm

Model	Dimensions	A	B	C	D	E	F	G
GUD35W1/NhA-S		732	330	553	455	310	675	285
GUD50W1/NhA-S		802	350	555	512	331	745	300
GUD71W1/NhA-S		958	402	660	570	371	889	340
GUD85W1/NhA-S		958	402	660	570	371	889	340
GUD100W1/NhA-S		1020	427	820	635	396	940	370
GUD100W1/NhA-X		1020	427	820	635	396	940	370
GUD125W1/NhA-S		1020	427	820	635	396	940	370
GUD125W1/NhA-X		1020	427	820	635	396	940	370
GUD140W1/NhA-S		1020	427	820	635	396	940	370
GUD140W1/NhA-X		1020	427	820	635	396	940	370
GUD160W1/NhA-X		1070	427	960	755	396	990	370

10.4.2 Installation Location

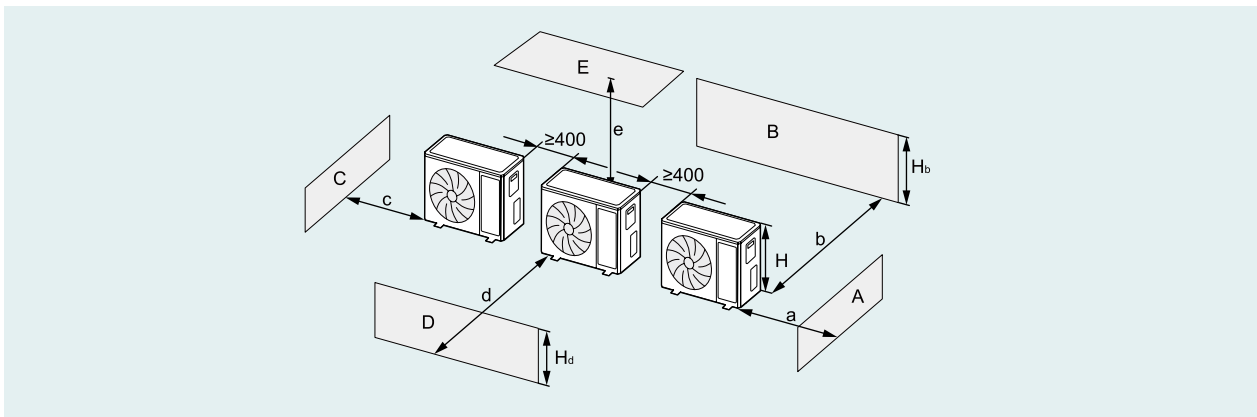
1) When one outdoor unit is to be installed.



A~E	H_b H_d H		(mm)				
			a	b	c	d	e
B	—		—	≥ 100	—	—	—
A,B,C,	—		≥ 300	≥ 100	≥ 100	—	—
B,E	—		—	≥ 100	—	—	≥ 1000
A,B,C,E	—		≥ 300	≥ 150	≥ 150	—	≥ 1000
D	—		—	—	—	≥ 1000	—
D,E	—		—	—	—	≥ 1000	≥ 1000
B,D	$H_b < H_d$	$H_d > H$	—	≥ 100	—	≥ 1000	—
	$H_b > H_d$	$H_d < H$	—	≥ 100	—	≥ 1000	—
B,D,E	$H_b \leq 1/2H$		—	≥ 250	—	≥ 2000	≥ 1000
	$H_b < H_d$	$1/2H < H_b \leq H$	—	≥ 250	—	≥ 2000	≥ 1000
	$H_b > H$		Prohibited				
	$H_d \leq 1/2H$		—	≥ 100	—	≥ 2000	≥ 1000
	$H_b > H_d$	$1/2H < H_d \leq H$	—	≥ 200	—	≥ 2000	≥ 1000
$H_d > H$		Prohibited					

2) When two or more outdoor units are to be installed side by side.

Unit:mm

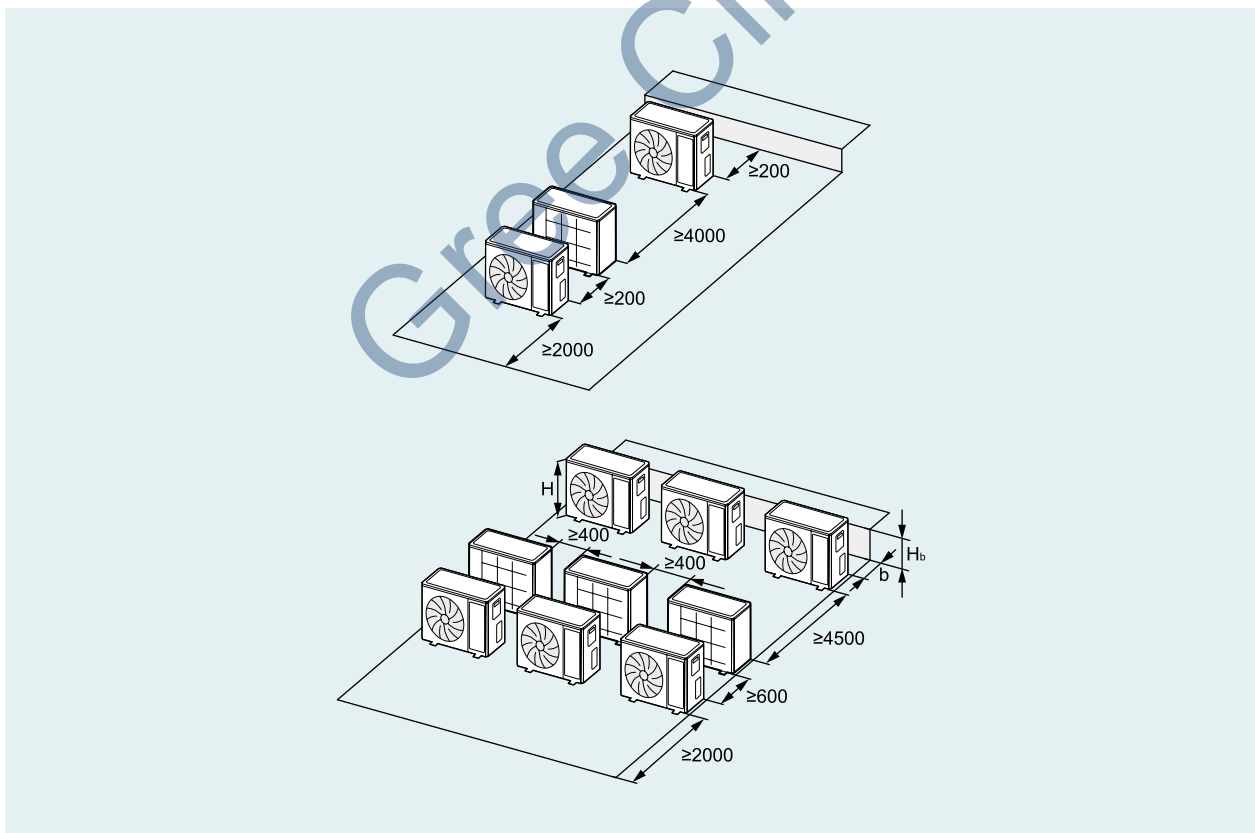


U-MATCH SERIES AIR CONDITIONERS

A~E	H_b H_d H		(mm)				
			a	b	c	d	e
A,B,C	—		≥ 300	≥ 300	≥ 1000	—	—
A,B,C,E	—		≥ 300	≥ 300	≥ 1000	—	≥ 1000
D	—		—	—	—	≥ 2000	—
D,E	—		—	—	—	≥ 2000	≥ 1000
B,D	$H_b < H_d$	$H_d > H$	—	≥ 300	—	≥ 2000	—
		$H_d \leq 1/2H$	—	≥ 250	—	≥ 2000	—
	$H_b > H_d$	$1/2H < H_d \leq H$	—	≥ 300	—	≥ 2500	—
B,D,E	$H_b < H_d$	$H_b \leq 1/2H$	—	≥ 300	—	≥ 2000	≥ 1000
		$1/2H < H_b \leq H$	—	≥ 300	—	≥ 2500	≥ 1000
		$H_b > H$	Prohibited				
	$H_b > H_d$	$H_d \leq 1/2H$	—	≥ 250	—	≥ 2500	≥ 1000
		$1/2H < H_d \leq H$	—	≥ 300	—	≥ 2500	≥ 1000
		$H_d > H$	Prohibited				

3) When outdoor units are installed in rows.

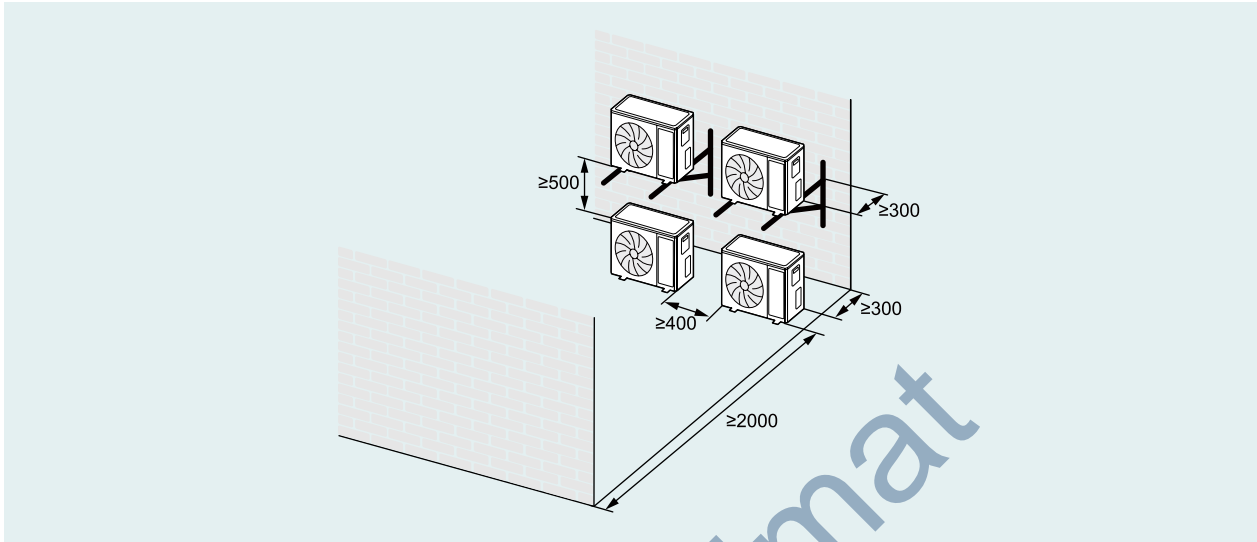
Unit:mm



H_b H	(mm)
$H_b \leq 1/2H$	$b \geq 250$
$1/2H < H_b \leq H$	$b \geq 300$
$H_b > H$	Prohibited

4) When outdoor units are installed one above another.

Unit:mm



➔ 10.5 Controller



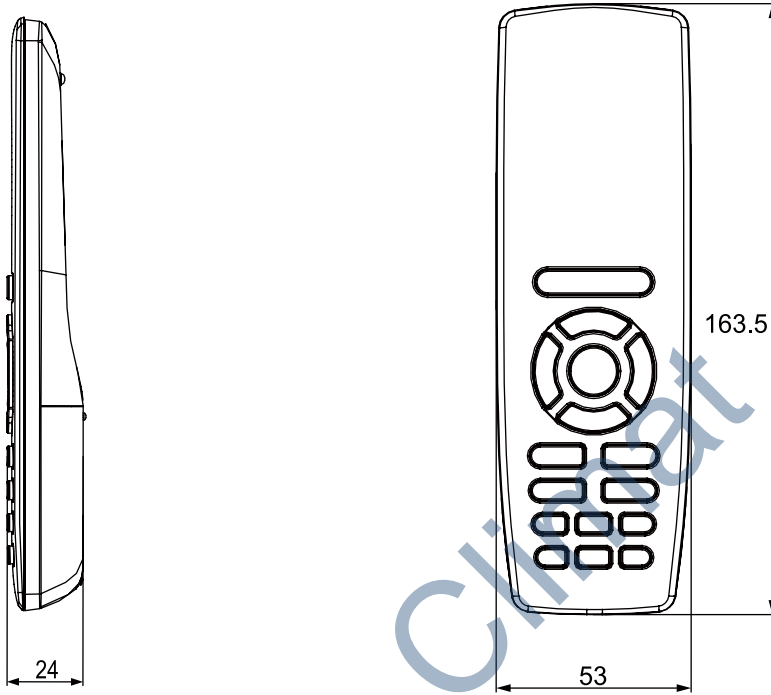
YAP1F7



XE7A-24/H

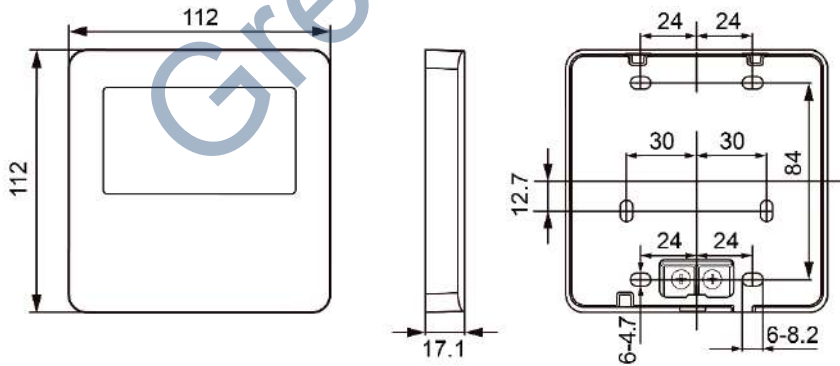
10.5.1 Dimensional Drawing of YAP1F7

Unit:mm



10.5.2 Dimensional Drawing of XE7A-24/H

Unit:mm



11 ELECTRICAL INSTALLATION

11.1 Electrical Parameters

Model	Power supply	Fuse capacity	Min. sectional area of power cord
	V/Ph/Hz	A	mm ²
Indoor unit	220-240V ~50/60Hz	3.15	1.0

Model	Power supply	Circuit breaker capacity	Min. sectional area of power cord
	V/Ph/Hz	A	mm ²
GUD35W1/NhA-S	220-240V ~50/60Hz	16	1.5
GUD50W1/NhA-S		16	1.5
GUD71W1/NhA-S		20	2.5
GUD85W1/NhA-S		20	2.5
GUD100W1/NhA-S		32	4.0
GUD125W1/NhA-S		32	4.0
GUD140W1/NhA-S		32	4.0
GUD100W1/NhA-X	380-415V 3N~50/60Hz	16	1.5
GUD125W1/NhA-X		16	1.5
GUD140W1/NhA-X		16	1.5
GUD160W1/NhA-X		16	1.5

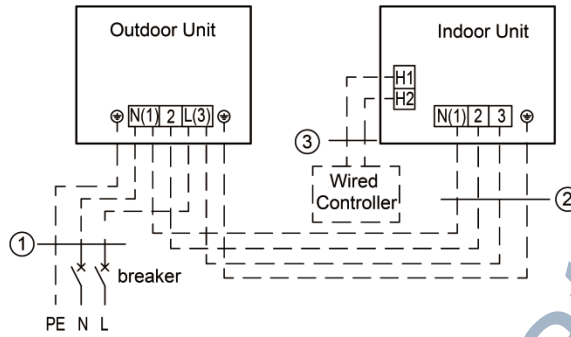
Notes:

1. Fuse is located on the main board.
2. Install a circuit breaker near the outdoor units with at least 3mm contact gap. The units must be able to be plugged or unplugged.
3. Circuit breaker and power cord specifications listed in the above table are determined based on the maximum power input of the units.
4. Supply cords of parts of appliances for outdoor use shall not be lighter than polychloroprene sheathed flexible cord (code designation 60245 IEC 57).
5. Specifications of circuit breaker are based on a working condition where the working temperature is 40°C. If working condition changes, please adjust the specifications according to applicable local standards.
6. Adopt 1.0mm² power cords between indoor and outdoor units. The maximum length of 35-85 units is 30m and the maximum length of 100-160 units is 75m. Please select a proper length according to local conditions. To be in compliance EN 55014, it is necessary to use 8 meters long wire.
7. Adopt 2pcs of 0.75mm² power cords to be the communication cords between wired controller and indoor unit. The maximum length is 30m. Please select a proper length according to local conditions. Communication cords must not be twisted together. To be in compliance EN 55014, it is necessary to use 8 meters long wire.
8. The wire gauge of communication cord should not be less than 0.75mm². It's recommended to use 0.75mm² power cords as the communication cords.

11.2 Wiring Diagram

11.2.1 Cassette Type

Single-phase unit: GUD35W1/NhA-S, GUD50W1/NhA-S, GUD71W1/NhA-S, GUD85W1/NhA-S.

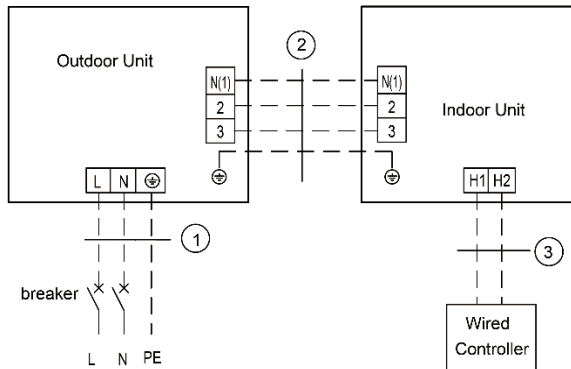


Power: 220-240V ~50/60Hz

GUD35T1/A-S+GUD35W1/NhA-S
GUD50T1/A1-S+GUD50W1/NhA-S
GUD50T1/A-S+GUD50W1/NhA-S
① Power cords 3×1.5mm ²
② Power cords 4×1.0mm ²
③ Communication cords 2×0.75mm ²

GUD71T1/A-S+GUD71W1/NhA-S
GUD85T1/A-S+GUD85W1/NhA-S
① Power cords 3×2.5mm ²
② Power cords 4×1.0mm ²
③ Communication cords 2×0.75mm ²

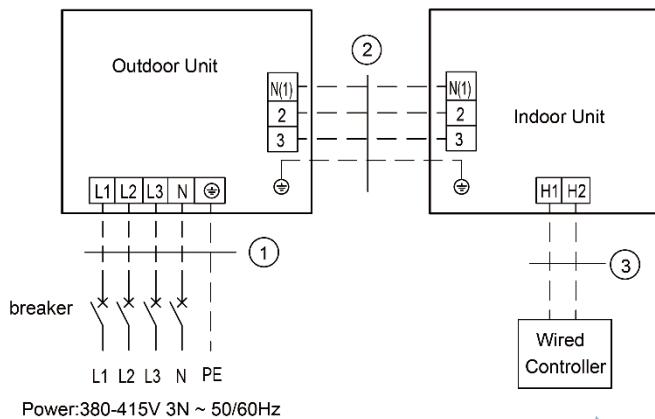
Single-phase unit: GUD100W1/NhA-S, GUD125W1/NhA-S, GUD140W1/NhA-S



Power: 220-240V ~ 50/60Hz

GUD100T1/A-S+GUD100W1/NhA-S
GUD125T1/A-S+GUD125W1/NhA-S
GUD140T1/A-S+GUD140W1/NhA-S
① Power cords 3×4.0mm ²
② Power cords 4×1.0mm ²
③ Communication cords 2×0.75mm ²

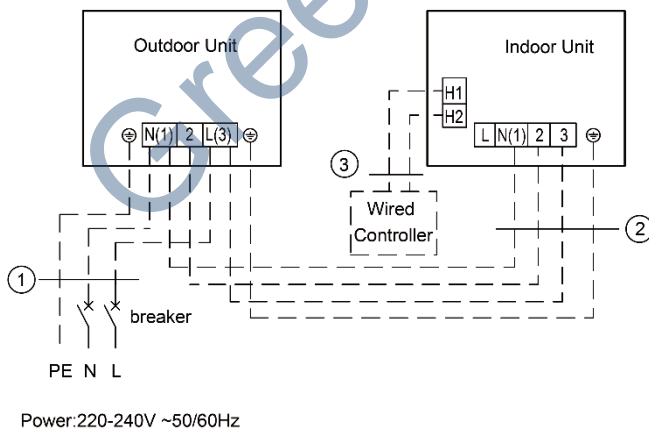
Three-phase unit: GUD100W1/NhA-X, GUD125W1/NhA-X, GUD140W1/NhA-X, GUD160W1/NhA-X.



GUD100T1/A-S+GUD100W1/NhA-X
GUD125T1/A-S+GUD125W1/NhA-X
GUD140T1/A-S+GUD140W1/NhA-X
GUD160T1/A-S+GUD160W1/NhA-X
① Power cords 5×1.5mm ²
② Power cords 4×1.0mm ²
③ Communication cords 2×0.75mm ²

11.2.2 Duct Type

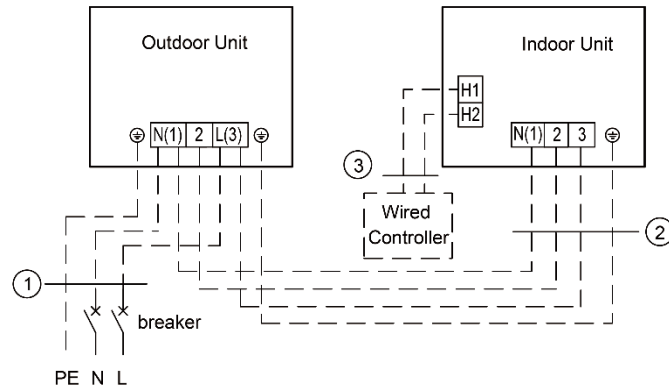
Single-phase unit: GUD35W1/NhA-S, GUD50W1/NhA-S.



GUD35P1/A-S+GUD35W1/NhA-S
GUD35PS1/A-S+GUD35W1/NhA-S
GUD50P1/A-S+GUD50W1/NhA-S
GUD50PS1/A-S+GUD50W1/NhA-S
① Power cords 3×1.5mm ²
② Power cords 4×1.0mm ²
③ Communication cords 2×0.75mm ²

U-MATCH SERIES AIR CONDITIONERS

Single-phase unit: GUD71W1/NhA-S, GUD85W1/NhA-S.



Power: 220-240V ~50/60Hz

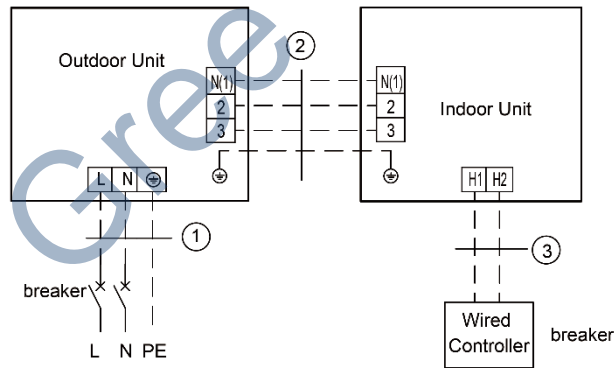
GUD71PH1/A-S+GUD71W1/NhA-S
 GUD71PHS1/A-S+GUD71W1/NhA-S
 GUD85PH1/A-S+GUD85W1/NhA-S
 GUD85PHS1/A-S+GUD85W1/NhA-S

① Power cords 3×2.5mm²

② Power cords 4×1.0mm²

③ Communication cords 2×0.75mm²

Single-phase unit: GUD100W1/NhA-S, GUD125W1/NhA-S, GUD140W1/NhA-S.



Power: 220-240V ~50/60Hz

GUD100PH1/A-S+GUD100W1/NhA-S
 GUD100PHS1/A-S+GUD100W1/NhA-S

GUD125PH1/A-S+GUD125W1/NhA-S
 GUD125PHS1/A-S+GUD125W1/NhA-S

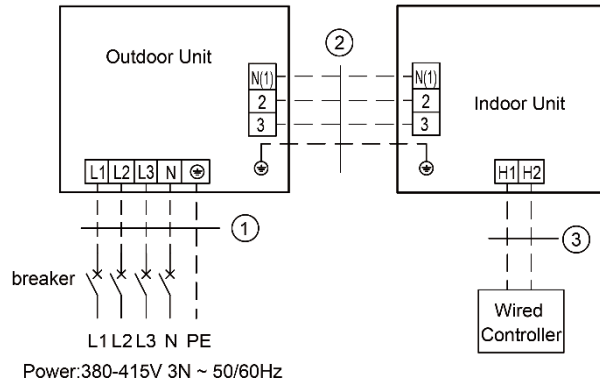
GUD140PH1/A-S+GUD140W1/NhA-S
 GUD140PHS1/A-S+GUD140W1/NhA-S

① Power cords 3×4.0mm²

② Power cords 4×1.0mm²

③ Communication cords 2×0.75mm²

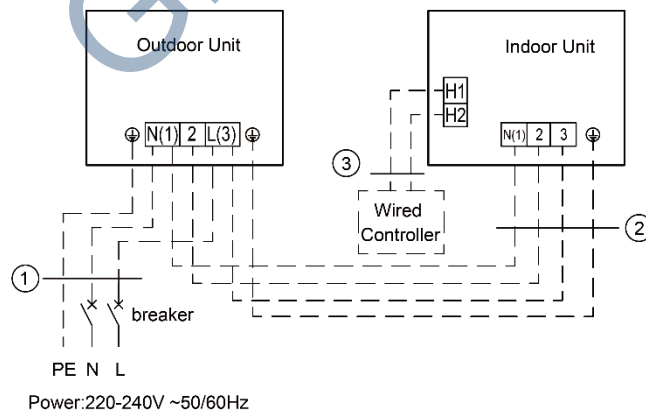
Three-phase unit: GUD100W1/NhA-X, GUD125W1/NhA-X, GUD140W1/NhA-X, GUD160W1/NhA-X.



GUD100PH1/A-S+GUD100W1/NhA-X
GUD100PHS1/A-S+GUD100W1/NhA-X
GUD125PH1/A-S+GUD125W1/NhA-X
GUD125PHS1/A-S+GUD125W1/NhA-X
GUD140PH1/A-S+GUD140W1/NhA-X
GUD140PHS1/A-S+GUD140W1/NhA-X
GUD160PH1/A-S+GUD160W1/NhA-X
GUD160PHS1/A-S+GUD160W1/NhA-X
① Power cords 5×1.5mm ²
② Power cords 4×1.0mm ²
③ Communication cords 2×0.75mm ²

11.2.3 Floor Ceiling Type

Single-phase unit: GUD35W1/NhA-S, GUD50W1/NhA-S, GUD71W1/NhA-S, GUD85W1/NhA-S.



GUD35ZD1/A-S+GUD35W1/NhA-S
GUD50ZD1/A-S+GUD50W1/NhA-S
① Power cords 3×1.5mm ²
② Power cords 4×1.0mm ²
③ Communication cords 2×0.75mm ²

U-MATCH SERIES AIR CONDITIONERS

GUD71ZD1/A-S+GUD71W1/NhA-S

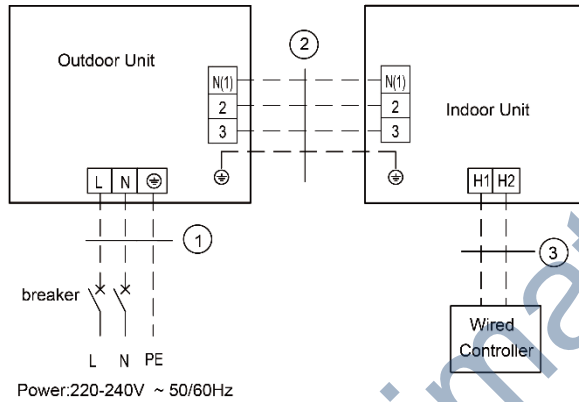
GUD85ZD1/A-S+GUD85W1/NhA-S

① Power cords 3×2.5mm²

② Power cords 4×1.0mm²

③ Communication cords 2×0.75mm²

Single-phase unit: GUD100W1/NhA-S, GUD125W1/NhA-S, GUD140W1/NhA-S.



GUD100ZD1/A-S+GUD100W1/NhA-S

GUD125ZD1/A-S+GUD125W1/NhA-S

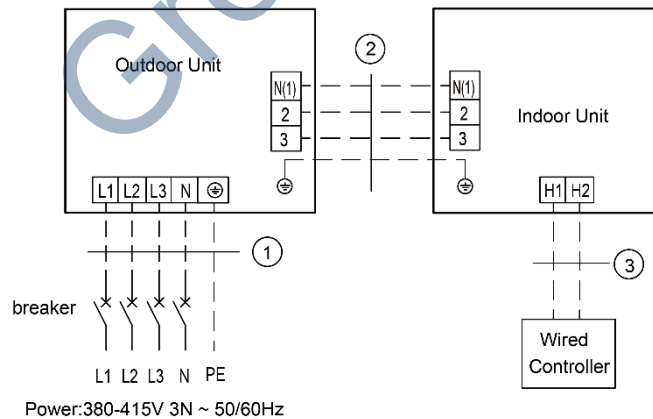
GUD140ZD1/A-S+GUD140W1/NhA-S

① Power cords 3×4.0mm²

② Power cords 4×1.0mm²

③ Communication cords 2×0.75mm²

Three-phase unit: GUD100W1/NhA-X, GUD125W1/NhA-X, GUD140W1/NhA-X, GUD160W1/NhA-X



GUD100ZD1/A-S +GUD100W1/NhA-X

GUD125ZD1/A-S +GUD125W1/NhA-X

GUD140ZD1/A-S +GUD140W1/NhA-X

GUD160ZD1/A-S +GUD160W1/NhA-X

① Power cords 5×1.5mm²

② Power cords 4×1.0mm²

③ Communication cords 2×0.75mm²

12 LIST OF STANDARD AND OPTIONAL PARTS

—	Cassette type	Duct type	Floor ceiling type
Wired Controller XE7A-24/H	○	●	○
Product code:NC20700190			
Wired Controller XE7A-24/HC (WIFI)	○	○	○
Product code:NC20700260			
Remote Controller YAP1F7(WiFi)	●	○	●
Product code:305001060060			
YAN1F1	○	○	○
Product code:30510474			
YAA1FB6(WiFi)	○	○	○
Product code:305001000078			
WiFi Module	○	○	○
Product code:(under development)			
Centralized Controller (up to 36 indoor unit) CE52-24/F(C)	○	○	○
Product code:MC207052			
Modbus Gateway ME50-00/EG(M)	○	○	○
Product code:NC20000010			
Dry Contact Gateway	○	○	○
Product code:(under development)			
JS13	○	○	○
Product code:NC25000030			
Gate control LE60-24/H1	○	○	○
Product code:NC20700210			
the Communication Wire of Indoor Unit and Outdoor Unit	○	○	○
the Communication Wire of Indoor Unit and Wire Controller	○	○	○

Note: ● means standard, ○ means optional.

Gree reserves the right to modify the specifications without prior notice. Please confirm the final specifications with our local distributor.



Gree Climat



GREE ELECTRIC APPLIANCES, INC. OF ZHUHAI 519070

Add: West Jinji Rd, Qianshan Zhuhai, Guangdong, China

Tel: (+86-756)8522218

Fax: (+86-756)8669426

E-mail: gree@cn.gree.com www.gree.com

SJ00592076